

**CAREC 2030 Results Framework  
and Progress on Sector Level  
Results Frameworks**

17th Senior Officials Meeting – Session 5

28 June 2018, Bangkok.



REMEMBER M&E INFORMATION IS USEFUL  
ONLY IF IT IS USED!

I





## Results Monitoring - WHY?

to learn and  
adjust for  
changes

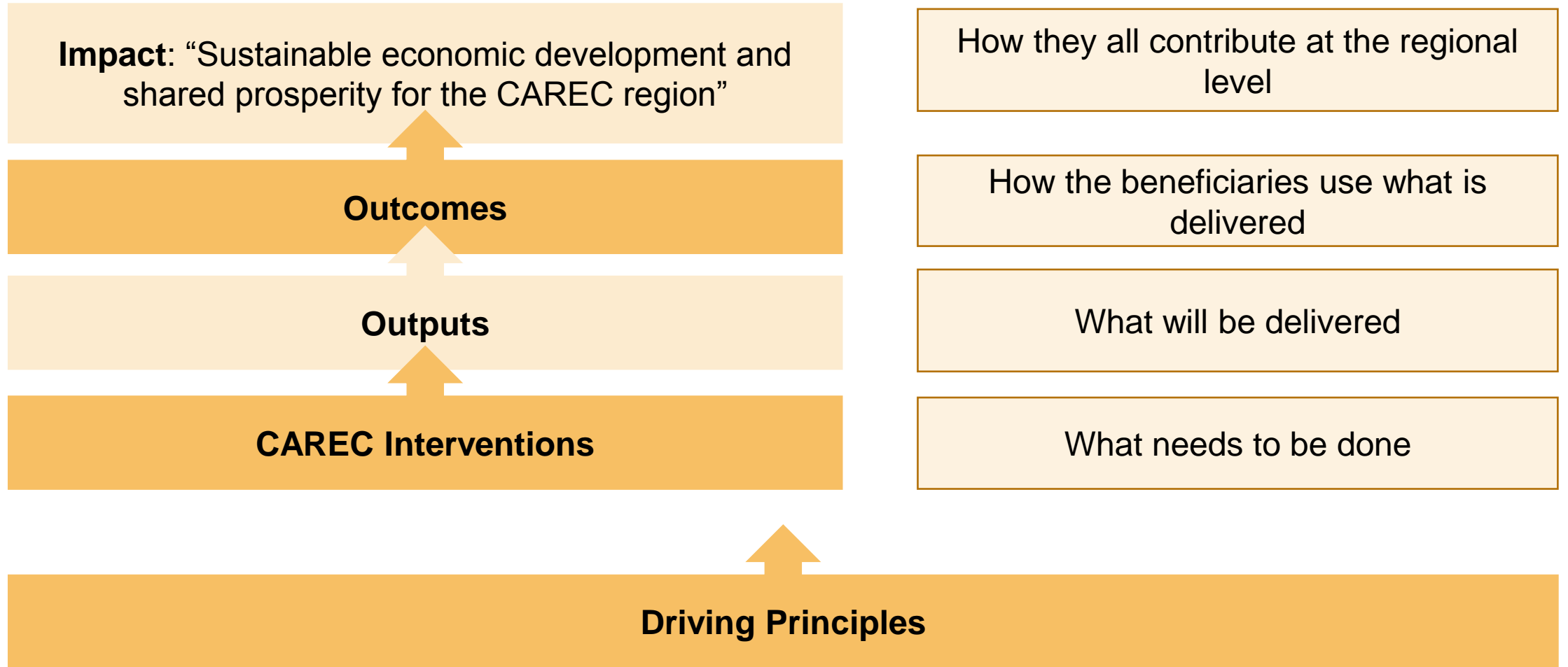
to focus on  
efficiency  
and  
effectiveness

to reflect if  
implementation  
is as planned





# CAREC Results Framework over the years



# Results Framework for Results Monitoring



# CAREC 2030 Program Results Framework

Impact	Sustainable economic development and shared prosperity for the CAREC region				
 <b>Outcomes</b>	<b>Economic, Financial Stability</b> Increased regional macroeconomic stability, improved investment, and financial integration	<b>Trade, Tourism and Economic Corridors</b> Expanded trade, competitive economic corridors, and tourism opportunities	<b>Infrastructure and Economic Connectivity</b> Enhanced economic connectivity, and increased sustainability and resilience of regional infrastructure	<b>Agriculture and Water</b> Expanded agricultural trade, and effective transboundary water resource management	<b>Human Development</b> Increased regional cooperation in education and health
 <b>Outputs</b>	Regular policy dialogue on economic stability issues institutionalized A forum of regulators activated to exchange information and experience on financial stability and associated issues Improved investment climate enabled	National single windows with improved border crossing points in place Economic corridors successfully developed Tourism services and infrastructure improved	Reliable, resilient and sustainable transportation systems operational Efficient use of energy increased	Regional and global agricultural value chains promoted Improved management of river flows and basin water management	Pandemic and noncommunicable diseases controlled Students and labor mobility increased to match employment opportunities
 <b>CAREC Interventions</b>	Design and implement counter-cyclical policy responses as appropriate Promote cross-country coordination and adopt relevant financing models Reduce investor transaction costs, improve investment policies and regulations, and promote business for SMEs Support policies that increase cross-border financial integration and promote capital flow Exchange data and intelligence, and develop common practices to international standards	Scale up CAREC advance transit system and extend common information exchange across customs covering all trade and transit transactions Support post WTO-accession commitments Improve logistics and cost of production, and promote regional and global value chains in economic corridors Jointly develop tourism products and advocate harmonization of visa regimes	Establish multimodal transport network, cross-border railway infrastructure and services, and strengthen air connectivity while also investing in dry and land ports Bridge the gap between energy supply and demand by facilitating cross-border energy trade Promote energy efficiency and use of clean energy technologies	Align sanitary and phytosanitary standards; and build capacity on product quality, diversity, and finance agriculture infrastructure Invest in hydromet services. Adopt cross-country ecosystem approaches for environmental conservation of bioresources Employ international best practices in water management and transboundary water resource management	Develop an integrated regional labor market information system Promote mutual recognition of qualifications and quality assurance Set up health-related surveillance systems for pandemic communicable diseases Promote trade in health services and e-medication in the region
 <b>Driving Principles</b>	Aligning with national strategies and supporting SDGs and COP21	Expanding operational priorities selectively	Deepening policy dialogue based on CAREC's standing and ability to deliver quality knowledge services	Integrating the role of the private sector and civil society	Building an open, inclusive CAREC platform

# Reviewing CAREC 2030 Results Framework

- Align existing results framework with CAREC 2030
- Detailed sector results framework – building blocks of program level
- Phased approach - Flexibility is needed as CAREC 2030 evolves, takes shape in new areas and matures at cluster and program level
- Establishment of an online system to regularly track and update progress
- Formulation of consolidated progress reports every three years

# Phased Approach

2018 – 2020 Phase  
I

2021 – 2023 Phase  
II

2024 – 2026  
Phase III

2027 – 2030  
Phase IV

- Timeline will be divided in **Four Phases** to make sure that the indicators are **realistic** and **measurable**.
- At the end of each phase, results will be **measured against the set targets**, and indicators for next phase will be **reviewed**.
- Phased approach will allow sector committees to take stock of implementation experiences, review scope of work and set relevant targets for each phase.

# Main Refinements in the Results Framework

- What indicators best reflect CAREC's value addition
- Need to know, not Nice to know: Indicator-Right and Indicator-Light!
- Measure what CAREC delivered (outputs) and how the deliverables are being used (outcome)
- Phased approach is responsive to CAREC member countries evolving developments
- Allows confirmation of targets, improvement and adjustments, leading to better results



# Sector Cases

---

- Transport
- Trade

# Scope of Work in Transport Sector

**Transport under CAREC 2030:  
Reliable, resilient and sustainable  
transportation systems  
operational.**

**Roads and  
Road Asset  
Management**

**Road Safety**

**Railways**

**Aviation**

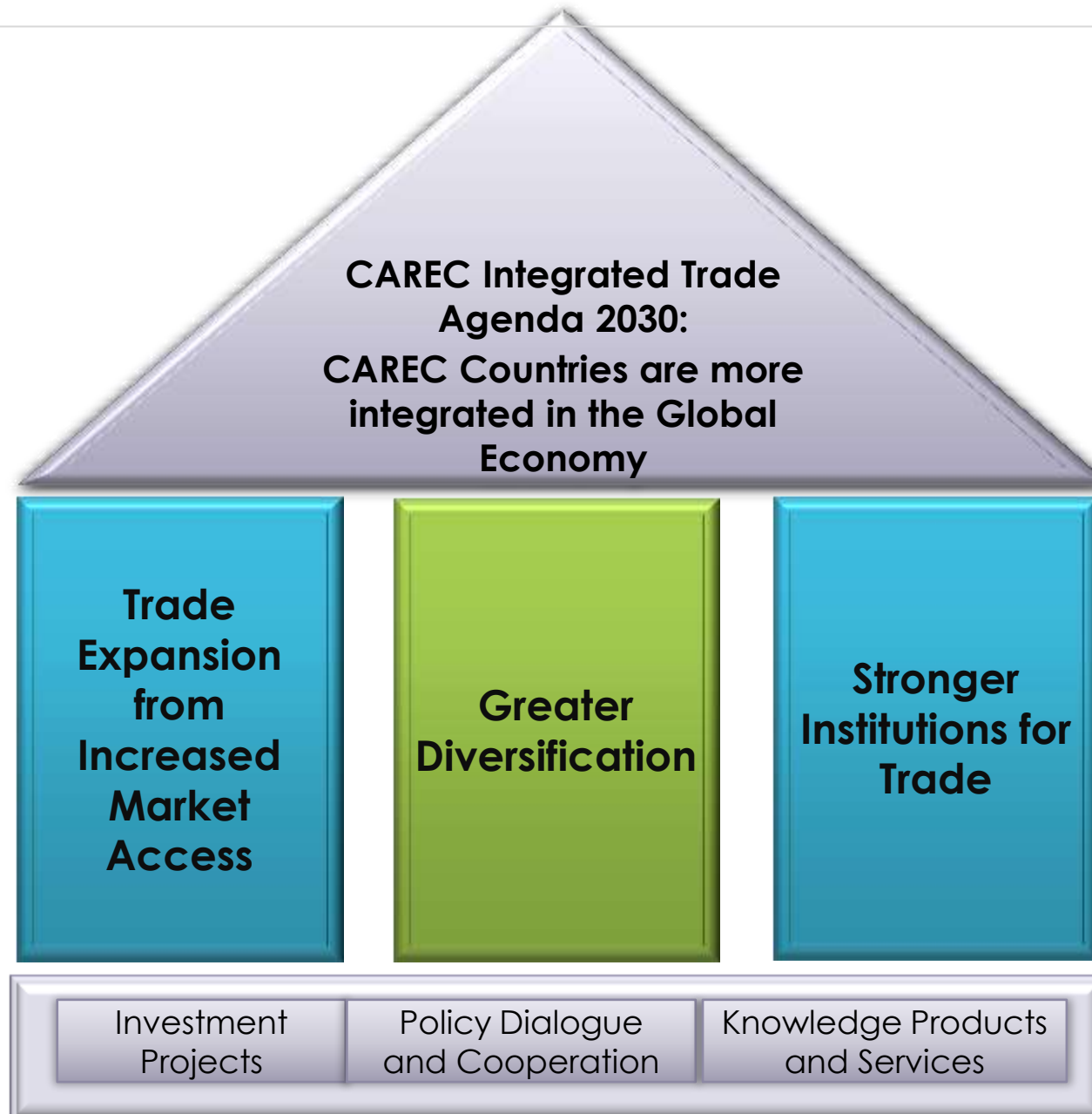
**Cross-border  
Transport  
Facilitation**

**Institutional Support and Enhancement**

# Transport Sector Results Framework

<b>Outcome</b>	<p><b>Sustainable multimodal corridors established and movement of goods and people facilitated in the CAREC region (By 2030)</b></p> <ul style="list-style-type: none"><li>• By 2030, the number of fatalities on CAREC international road corridors are reduced to 50% (Baseline 2010)</li><li>• Speed with Delay to travel on CAREC corridor section increases by x% to x km per hour by 2030.</li></ul>
	<b>Phase I: 2018-2020</b>
<b>Output 1: Road Asset Management</b>	<p><b>Improved road connectivity along CAREC corridors (Baseline 2017)</b></p> <ul style="list-style-type: none"><li>• xx km of Expressways or National highways along the CAREC corridors built or upgraded by 2020 in compliance with CAREC RSE standards</li></ul>
<b>Output 2: Road Safety</b>	<p><b>Enhanced integration of road safety features into each CAREC road project (Baseline 2017)</b></p> <ul style="list-style-type: none"><li>• xx CAREC member countries have an approved national road safety strategy and action plan by 2020.</li></ul>
<b>Output 3: Railways</b>	<p><b>Efficient rail infrastructure developed with robust commercial capabilities embedded in railway organizations. (Baseline 2017)</b></p> <ul style="list-style-type: none"><li>• Regional traffic model completed to support CAREC railway authorities in developing robust commercial capabilities.</li></ul>
<b>Output 4: Aviation</b>	<p><b>Creation of an open aviation market that catalyzes enhanced exchange and trade outcome (Baseline 2017)</b></p> <ul style="list-style-type: none"><li>• Airport facilities developed or upgraded in at least five cities in CAREC region.</li></ul>
<b>Output 5: Cross-border Transport Facilitation</b>	<p><b>Cost and time for shipping goods on CAREC corridors is improved. (Baseline 2017)</b></p> <ul style="list-style-type: none"><li>• TIR is operational in all CAREC countries. (2017 Baseline)</li></ul>

# Scope of Work in Trade Sector



# Trade Sector Results Framework

## Outcome

**CAREC countries are more integrated into the global economy (By 2030)**

- Growth in Trade by x% (CAREC Trade as proportion of global trade)

**Rolling Strategic Action Plan : 2018-2020**

## Output 1: Trade Expansion from Increased Market Access

**Trade in goods is facilitated (Baseline 2017)**

- Weighted average tariffs reduced by x%
- Border crossing time and cost reduced by x%

## Output 2: Greater Diversification

**Enabling measures for new products or services are introduced (Baseline 2017)**

- Volume of trade finance increased by X%
- 1 to 2 cross border agreements on economic zones reached

## Output 3: Stronger Institutions for Trade

**Trade related agencies are better coordinated (Baseline 2017)**

- Regional Trade group meets annually
- Agreement to establish CAREC Trade Repository reached.

# Challenges

- Access to the right, reliable and comparable data
- Mitigate the data gap among countries
- Ensure relevant targets are set for each phase
- Given wide-ranging nature of the CAREC Program:  
Consolidating cluster level indicators and reporting

# Thank you!

For more information:

<https://www.carecprogram.org>