



**Executive authority of
Khatlon Region**

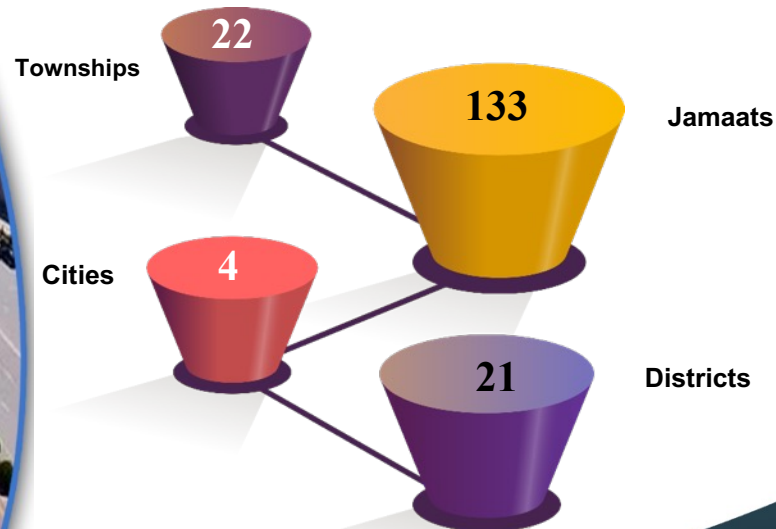
Khatlon

the valley of plenty




Khatlon region: key facts

- Territory – **24.6** thousand km²
- Population – **3,537.1** thousand
- Economically active population – **2,046.5** thousand
- Climate – **subtropical**
- Distance to the national capital – **100** km
- Administrative center – Bokhtar



Macroeconomic indicators



Gross regional product, \$ million	2,019.7	2,386.5	118.1
Average salary, \$	93.2	101.4	108.7
Foreign trade turnover, \$ million	308.5	562,1	182.2
Import, %	53.6	68,7	128.2
Export, %	46.4	31.3	67.4

2020

2021

as a % of 2020



Foreign economic activity

Trade turnover in 2021: USD 562.1 million

Export: USD 176.0 million

Import: USD 386.1 million

- agricultural products 2.1%
- textile products 51.0%
- cement 10.3%
- fittings 1.1%
- electricity 32.7%
- other 0.8%

Geography of exports

Afghanistan

Kazakhstan

Turkey

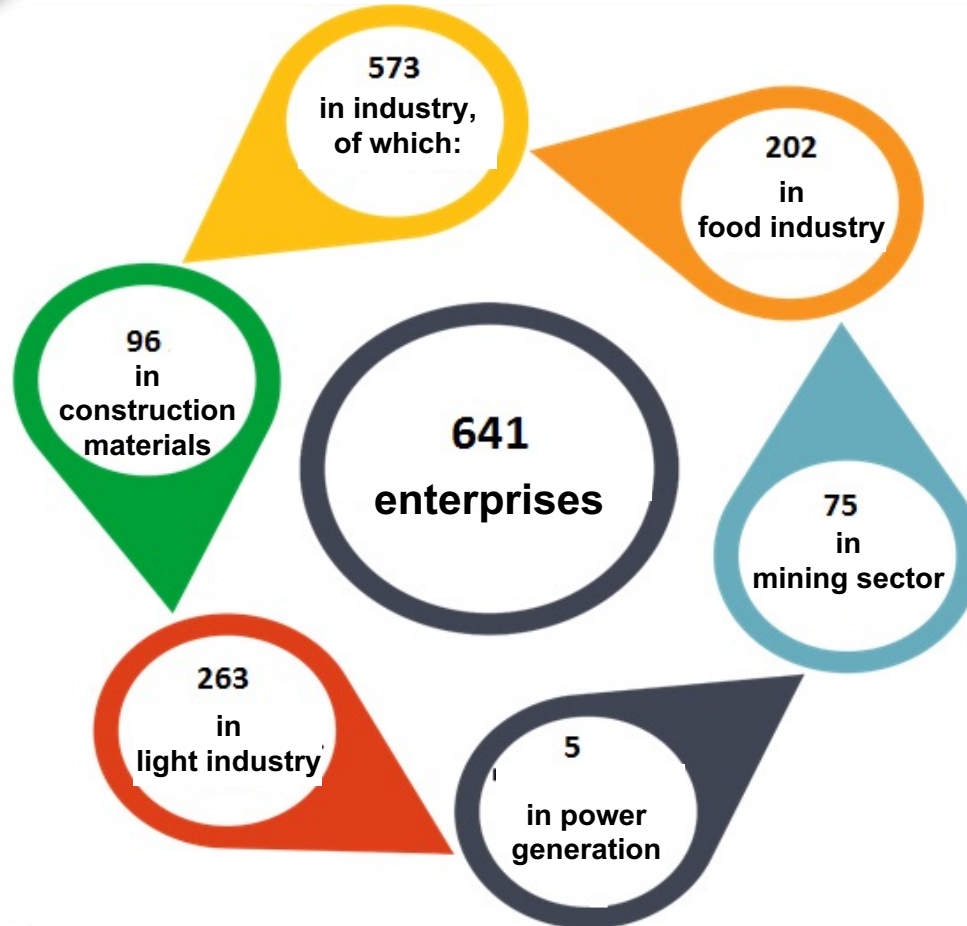
Kyrgyzstan

Russia

Pakistan



Industry



Agriculture

69,616

dekhkan farms

240

individual farms

162

associations

Crop farming



Livestock farming

Leather

Meat

Milk

Wool



Agriculture

Gross agricultural output (USD, mln)

Livestock	469.8
Crops	1361.5
Area of agricultural land (ha, thousands)	
Total land area	2,468.2
Irrigated	342.9
Cultivated	430.5
of which:	
Cereals and legumes	150.2
Industrial crops	132.6
Potato	12.1
Vegetables	36.9
Food melons	15.7
Forage crops	43.1
Perennial plantations	45.0
of which:	
Vineyards	12.3

Total volume of agricultural products by crops in 2021

NAME OF PRODUCT

Total volume of agricultural products by crops, including:

Product level	Unit	Total for RT in 2021	Khatlon region in 2021	Share (%) of Khatlon in 2021
Total volume of agricultural products by crops, of which:	Million UZS	39,769.4	20,694.5	52.0%
	Million USD	3,528, 3	1,831.4	52.0%
Cereals	tons	1,586,569	1,032,680	65.1%
Potato	tons	1,041,315	213,801	20.5%
Vegetables	tons	2,597,575	1,548,077	59.6%
Cotton	tons	388,803.9	270,002	69.4%
Melons	tons	818,824	645,282	78.8%
Fruit	tons	444,440	216,271	48.7%
Grapes	tons	267,501.9	108,450.4	40.5%



- Electronic visa issuing system;
- 2 international airports;
- 112 hotels, 134 spa retreats and health resorts


Mountain and sports
tourism



Historical and cultural
tourism



Wellness
tourism



Ecotourism



Natural resources

- Salt
 - Gold
 - Strontium
 - Oil
 - Gas
 - Marble
 - Coal
 - Construction materials
 - Zinc
 - Lead



ENERGY POTENTIAL

BOIGOZI
600 MW

SARBAND
240 MW

NUREK
3,000 MW

TOTAL
4,730 MW

SANGTUDA-1
670 MW

SANGTUDA-2
220 MW

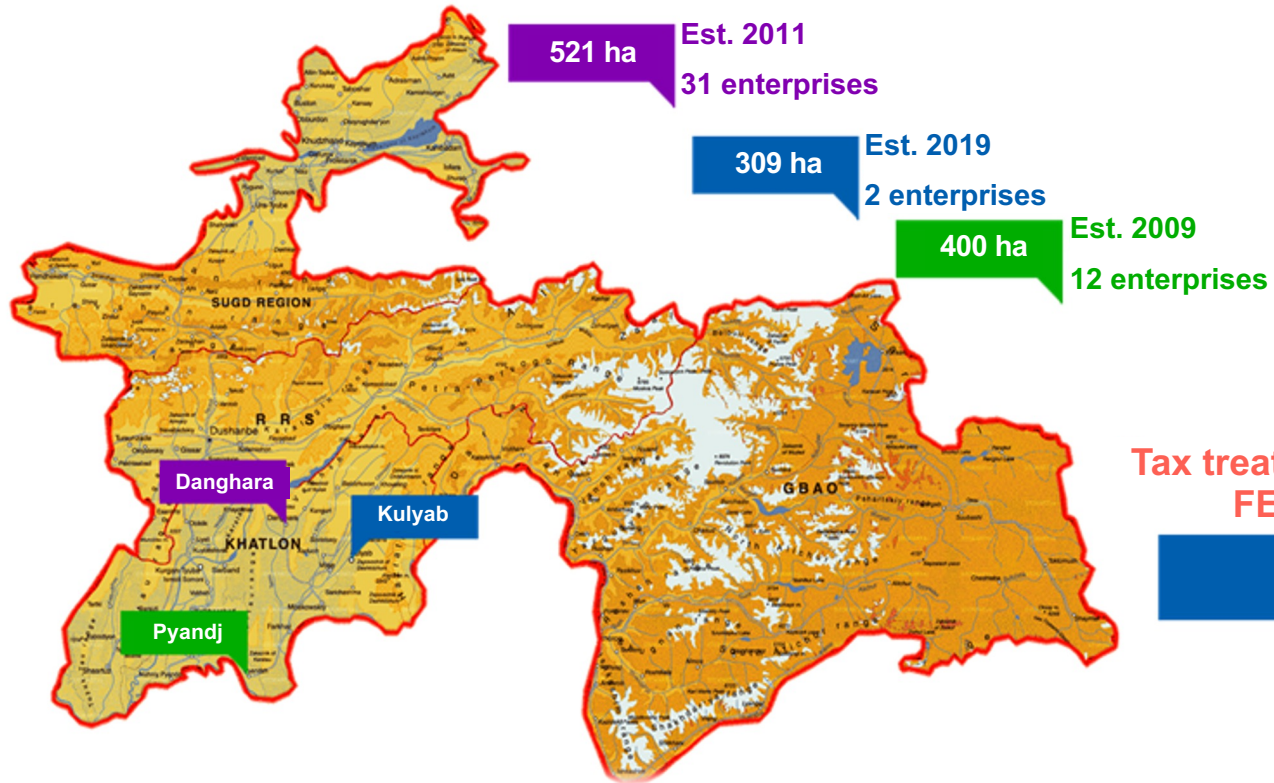


Infrastructure

- Air communication with CIS, Europe, Asia
- Railway communication with Uzbekistan, Kazakhstan, Turkmenistan, Russia
- Road communication with Uzbekistan, Afghanistan, Kyrgyzstan, China
- Bokhtar International Airport
- Kulyab International Airport



Free Economic Zones



Tax treatment of FEZ:



Tax treatment of entities in Free Economic Zones



INCOME TAX
15% and 25%

0%



ROAD TAX
0.5% and 2%

0%

■ rate in the territory of RT
■ rate in the territory of FEZ



VALUE ADDED TAX
5% and 18%

0%



COTTON AND
PRIMARY ALUMINUM
SALES TAX
10% and 3%

0%

FEZ entities pay only two (2) out of ten (10) taxes provided for by the Tax Code of the Republic of Tajikistan:

---- Social tax - 25% of payroll

---- Income tax - 8 to 13% of employee salaries



STANDARD TAXATION REGIME

1. PERSONAL INCOME TAX
2. CORPORATE INCOME TAX
3. VALUE ADDED TAX
4. EXCISES
5. SOCIAL TAX
6. TAX ON NATURAL RESOURCES
7. ROAD TAX
8. COTTON AND ALUMINUM SALES TAX
9. TAXES ON VEHICLES
10. PROPERTY TAX



1. PERSONAL INCOME TAX
2. SOCIAL TAX

* personal income tax is withheld from an employee's salary

** social tax is paid from a company's payroll



Investment opportunities

Priority projects by sectors

20

Mining and chemical industry, energy, light industry, agro-processing and construction of thermal processing plants, infrastructure and tourism, water supply, irrigation, transport, education, healthcare and other sectors

Multilateral investment protection

7

Eurasian Investment Agreement;
ECO Investment Agreement;
Partnership Agreement between
the EU and Tajikistan;
USA-Central Asia TIFA;
CIS Investor Rights Convention;
Energy Charter Treaty;
OIC Investment Agreement

Avoidance of double taxation

33

Kyrgyzstan, China, Kazakhstan, Russia, Belarus, Armenia, Azerbaijan, Ukraine, Poland, Moldova, Czech Republic, Turkey, Iran, Germany, Indonesia, Pakistan, United Kingdom, Kuwait, Malaysia, Qatar, Austria, Thailand, Saudi Arabia, United Arab Emirates, Vietnam, Republic of Korea, Romania, Bahrain, Finland, Switzerland, Uzbekistan



Sectoral benefits

Industry

- Enterprises involved in the full cycle of cotton fiber processing are exempted from income tax and real estate tax for a period of 12 years.
- Supply of non-ferrous metals and stones, jewelry, products of primary aluminum, cocoons, cotton fiber, cotton yarn and raw cotton is exempted from VAT.
- Imports of ingredients for the production of medicines, the latest technology and modern equipment for pharmaceutical enterprises, transportation of domestically produced medicines are exempted from VAT

Tourism

- New enterprises operating in the tourism sector are exempted from income tax for a period of 5 years.
- Import of equipment and construction materials for tourist facilities is exempted from VAT and customs duties.

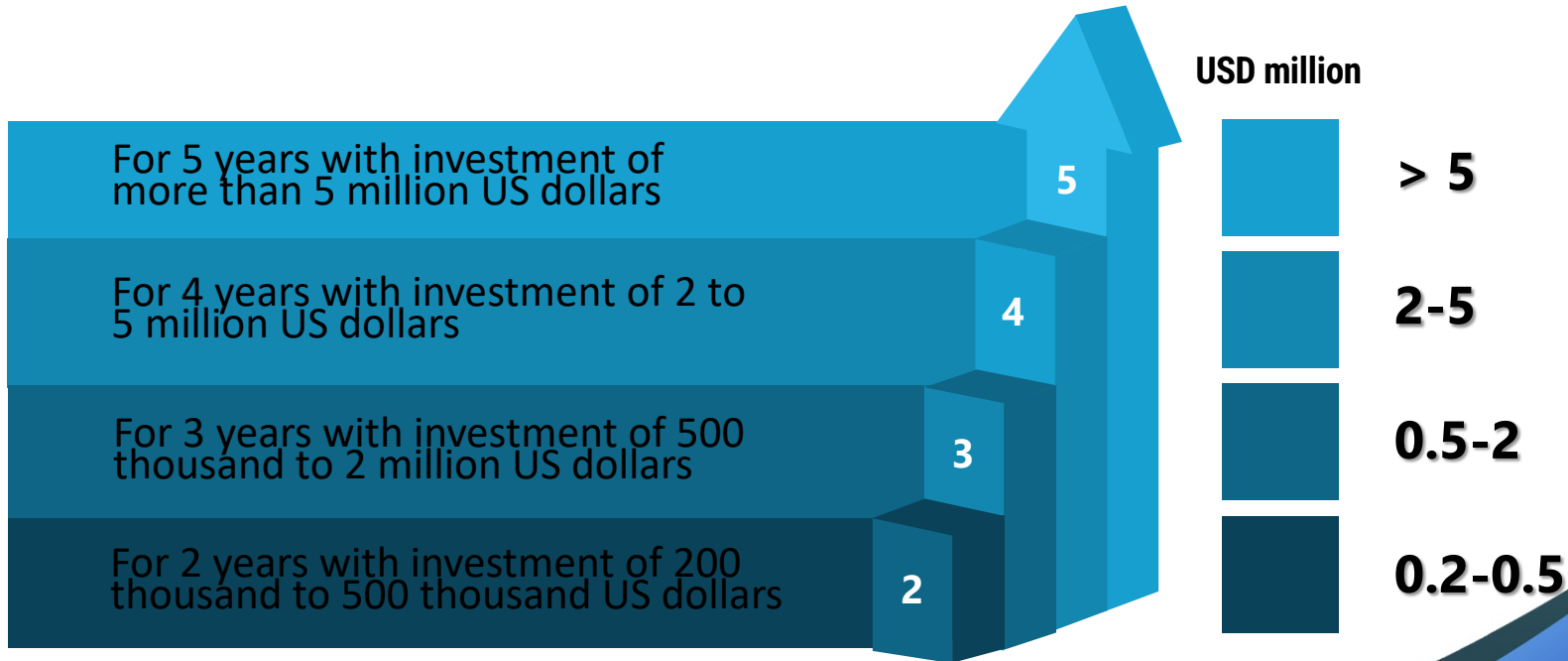
Securities market

- Activities of professional participants in the securities market are exempted from income tax for a period of 5 years.
- Investors receiving income from the circulation of securities in the Stock Exchange of Tajikistan are exempted from paying income tax and dividend tax for a period of 5 years.



General Benefits

According to the customs and tax legislation, there are more than 110 benefits for investors and entrepreneurs, including exemption from income tax.



Successful investments



As a result of a successful investment (71.1 million US dollars), the Yavan cement plant was commissioned in Khatlon region



As a result of successful investment in Khatlon region (278.9 million US dollars), Sarob company (Iran) commissioned Sangtuda-2 HPP



As a result of a successful investment (108 million US dollars), Chinese Zhongtai Xing-Silu company operates in the region with a focus on cotton fiber processing

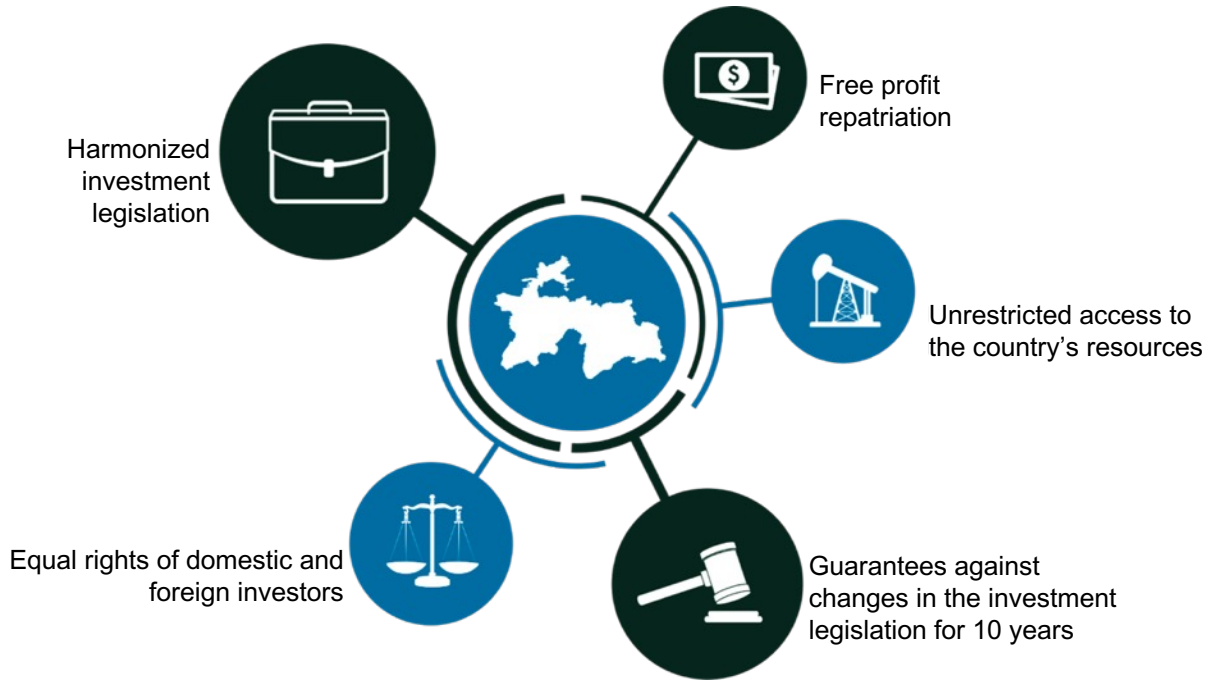


As a result of successful investment in Khatlon region (624.1 million US dollars), RAO UES of Russia commissioned Sangtuda-1 HPP



Benefits of doing business in Khatlon region

Current laws and policies:



Welcome to Khatlon!



**Добро пожаловать в
Хатлон!**