

# CAREC Transport Sector Overview

Hong Wang

Director, Transport and Communications Division  
Central and West Asia Department  
Asian Development Bank

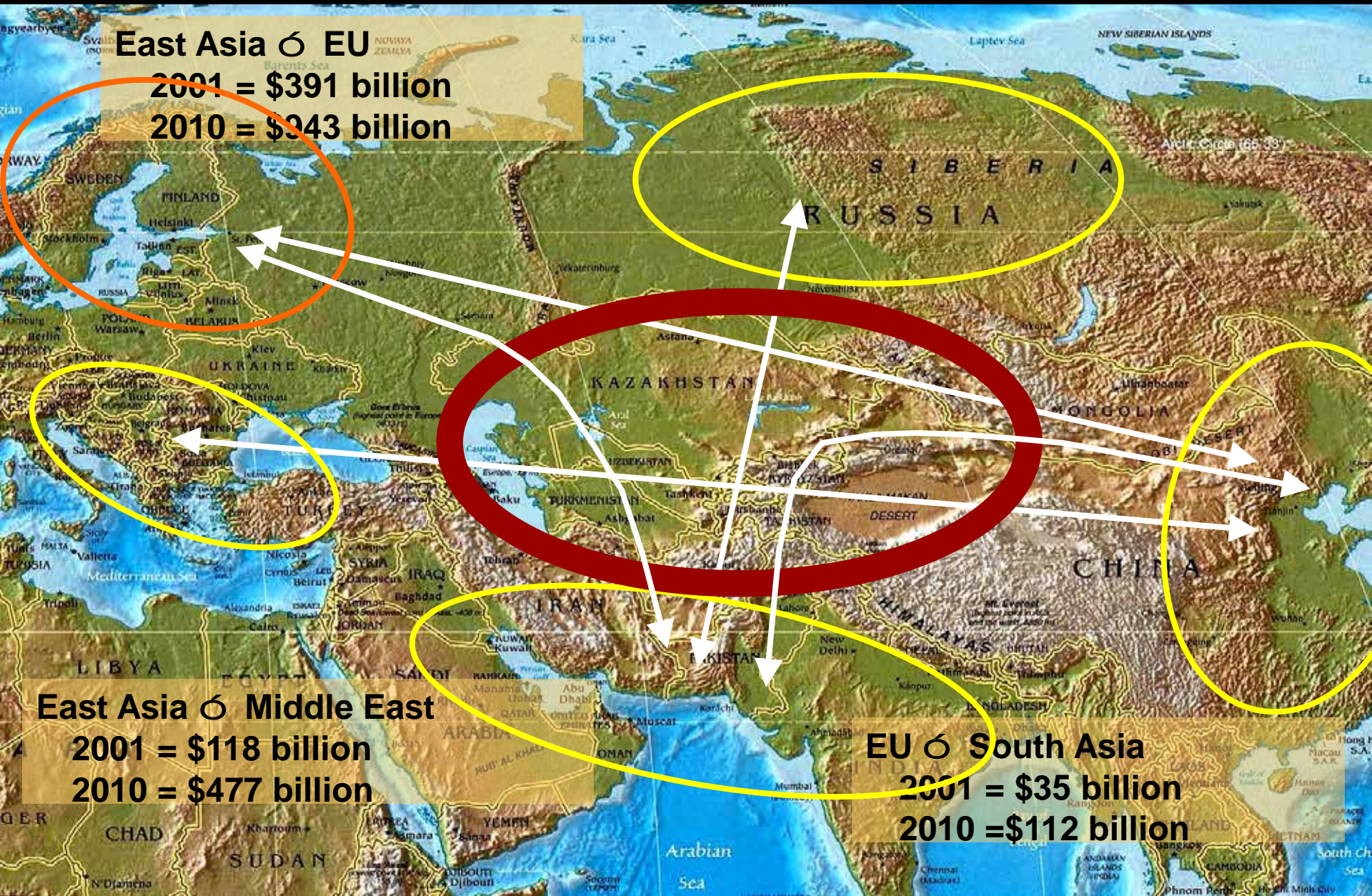
Roundtable Seminar on Ways Forward for Corridor-Based  
Transport Facilitation Arrangements in the CAREC Region  
2-3 July 2012

Beijing, People's Republic of China





# CAREC—A Silk Route to Markets



**East Asia ∅ EU**  
2001 = \$391 billion  
2010 = \$943 billion

**East Asia ∅ Middle East**  
2001 = \$118 billion  
2010 = \$477 billion

**EU ∅ South Asia**  
2001 = \$35 billion  
2010 = \$112 billion



# Transport and Trade Facilitation: Strategic Priorities

- Upgrade the 6 transport corridors

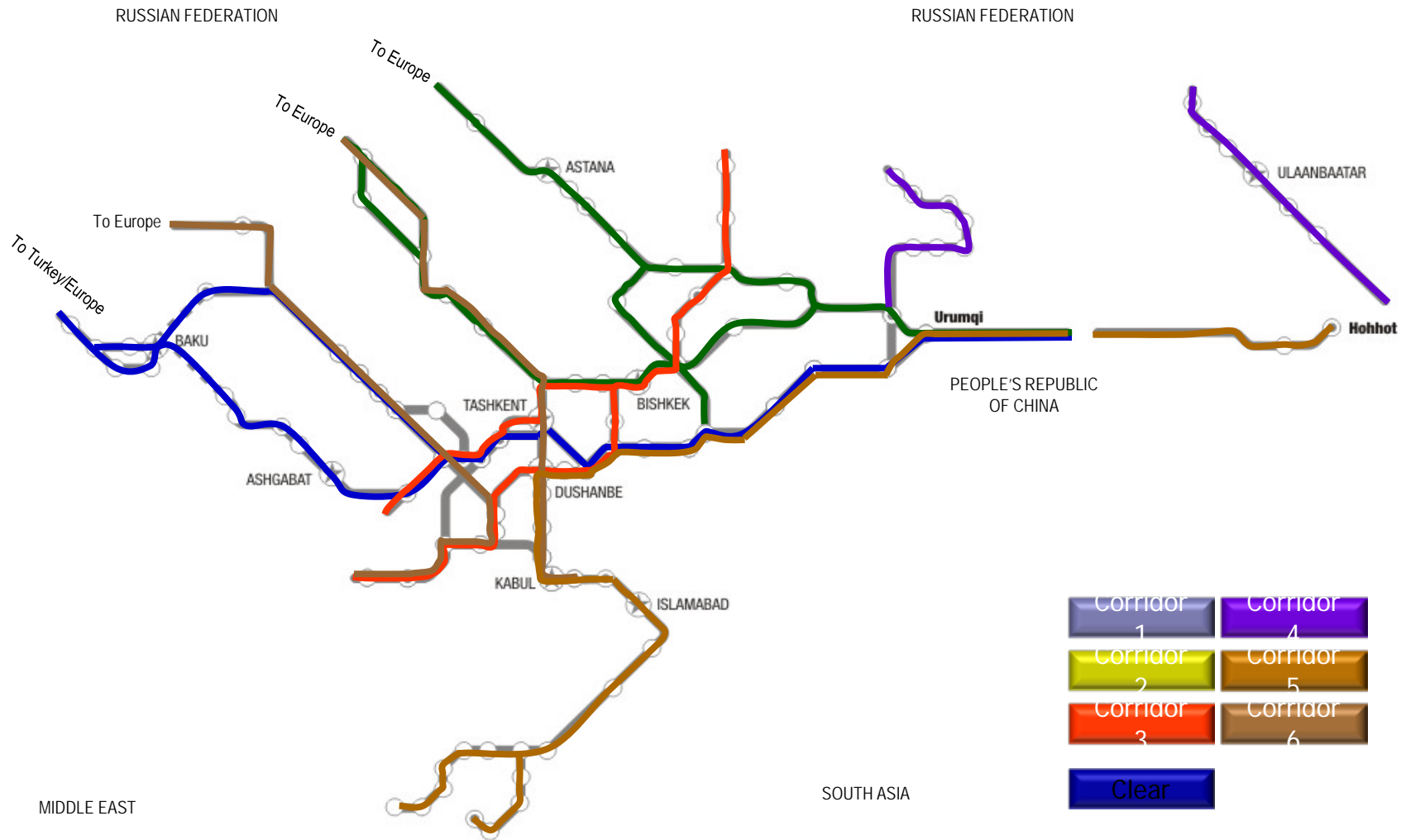
1. Europe – East Asia Corridor
2. Mediterranean – East Asia
3. Russian Federation – Middle East and South Asia
4. Russian Federation – East Asia
5. East Asia – Middle East and South Asia
6. Europe – Middle East and South Asia

- Develop safe, people-friendly transport systems

- Ensure efficient movement of goods and people

–simplify and harmonize regulations that govern cross- border trade

# CENTRAL ASIA REGIONAL ECONOMIC COOPERATION TRANSPORT CORRIDORS

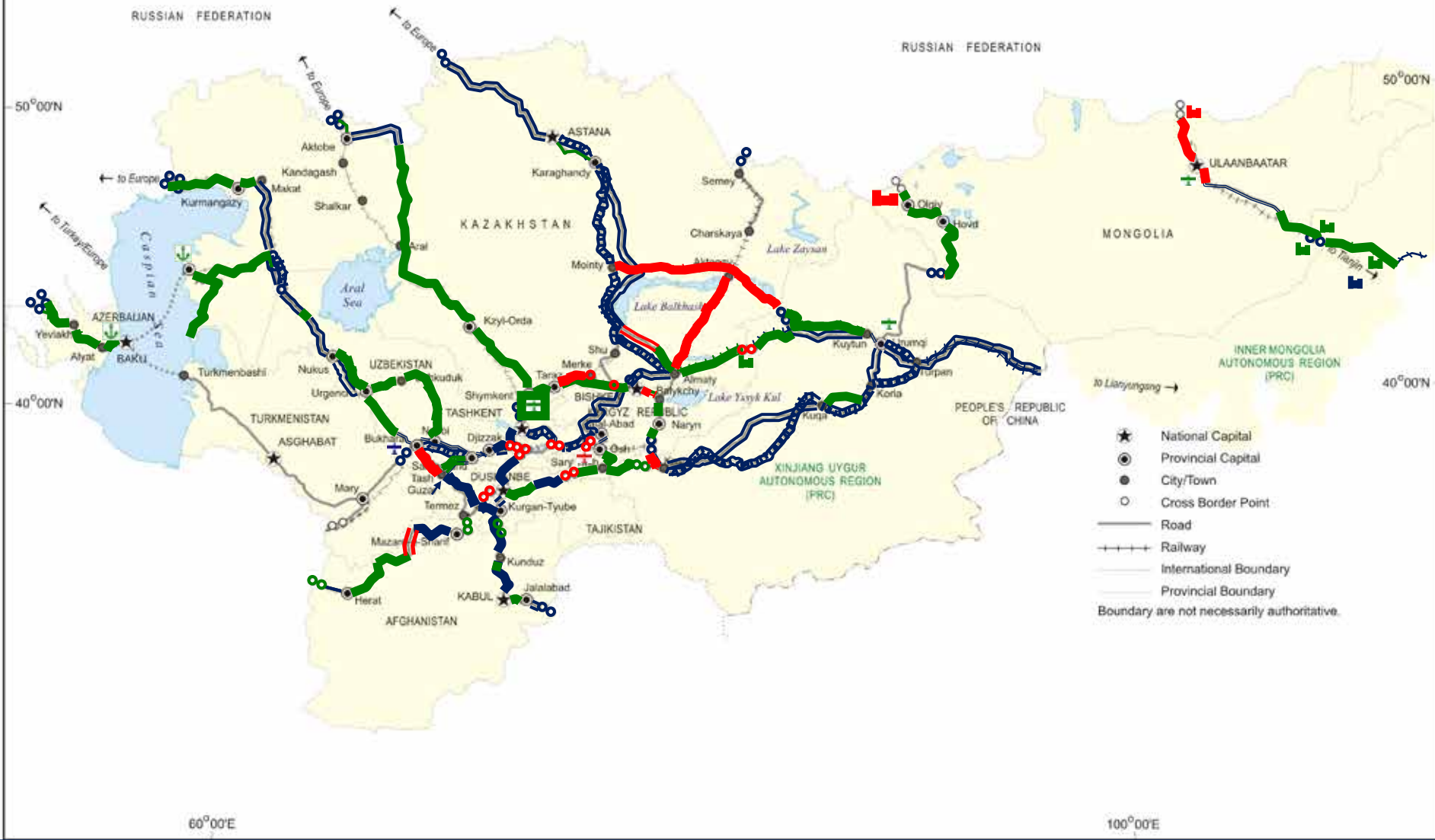


# Progress (as of Feb 2012)

CORRIDOR	ROADS & RAILWAYS COMPLETED
1 Europe and East Asia	Roads – 1,650 km (43%) Railways – 1,650 km (45%)
2 Mediterranean-East Asia	Roads – 940 km (59%) Railways – 110 km (13%)
3 Russian Fed-Middle East and South Asia	Roads – 1,270 km (81%) – Afghanistan's first railway completed
4 Russian Fed-East Asia	Roads – 690 km (35%) Railways – 210 km (82%) PRC's Jining-Zhangjiakou railway completed
5 East Asia-Middle East and South Asia	Roads – 698 km (75%) Tajikistan's Dushanbe-Kyrgyz Border Rehabilitation Phase II completed
6 Europe-Middle East and South Asia	Roads – 1,183 km (48%) Railways – 599 km (50%) Uzbekistan's railway project 3 completed
TOTAL ROADS: about 4,000 km or 49% of the total	
TOTAL RAILWAYS: about 2,240 km or 37% of the total	

# CENTRAL ASIA REGIONAL ECONOMIC COOPERATION TRANSPORT CORRIDORS

2017



10-1020 draft AV

# Key Achievements in Trade Facilitation

- **Promoted customs cooperation and transit**
  - Capacity building and investments on customs reforms
  - Customs modernization, adoption of risk management and post-entry audit, and joint customs control started
  - Safe packet systems in KAZ and KGZ in place
- **Carried out integrated trade facilitation**
  - Regional association of freight forwarders established
  - Corridor performance being monitored and measured
  - Regional improvement of border services (improvement of border crossing points and set up of single windows)

# Approved CAREC Projects (\$ million; as of Jan 2012)

Sector	Funding Source						Total
	ADB	EBRD	IsDB	WB	Govts	Others	
Transport	5,059	642	1,041	4,065	2,933	435	14,175
Trade Facilitation	48	-	14	133	50	1	246
Energy	1,108	348	247	373	831	368	3,275
<b>Total</b>	<b>6,215</b>	<b>990</b>	<b>1,302</b>	<b>4,571</b>	<b>3,814</b>	<b>804</b>	<b>17,696</b>



# CAREC 2020: *Focus, Action, Results*

- **Strategic objectives**
  - § Expanded trade
  - § Improved competitiveness
- **Operational priorities**
  - § Transport, energy, trade
  - § CAREC Institute, economic corridors
- **Medium-term priority projects list**
- **Country ownership**
- **Better partnerships**

# TTF Future Directions

- Conduct midterm review of TTF strategy and action plan
- Implement priority projects/address gaps
- Implement transport facilitation measures
- Continue customs modernization and other measures (including SPS)
- Improve border facilities and implement single window
- Study transformation of transport corridors into economic corridors

# Summary of MTPP Transport

Country	No. Projects	Project Cost Estimates (US\$ mil)	Firm Projects		High Case Projects	
			No. of Projects with Confirmed Financing from IFIs/Gov	Financing Amount (US\$ mil)	No. of Projects Requiring Financing	Financing Amount (US\$ mil)
AFG	8	1,452	6	927	2	525
AZE	3	2,324	2	809	1	1,515
PRC	0	0	0	0	0	0
KAZ	5	4,791	3	1,459	2	3,332
KGZ	8	819	1	120	7	699
MON	5	2,497	1	45	4	2,452
PAK	14	5,515	2	307 <sup>1</sup>	12	5,208
TAJ	5	1,196	3	556	2	640
TKM	2	654	0	0	2	654
UZB	18	3,408	18	3,241	0	167 <sup>2</sup>
<b>TOTAL</b>	<b>68</b>	<b>22,627</b>	<b>36</b>	<b>7,434</b>	<b>32</b>	<b>15,192</b>

<sup>1</sup> additional \$213 million financing to be determined

<sup>2</sup> financing to be determined