








CA&SA connection: new prospects for cooperation and sustainable development



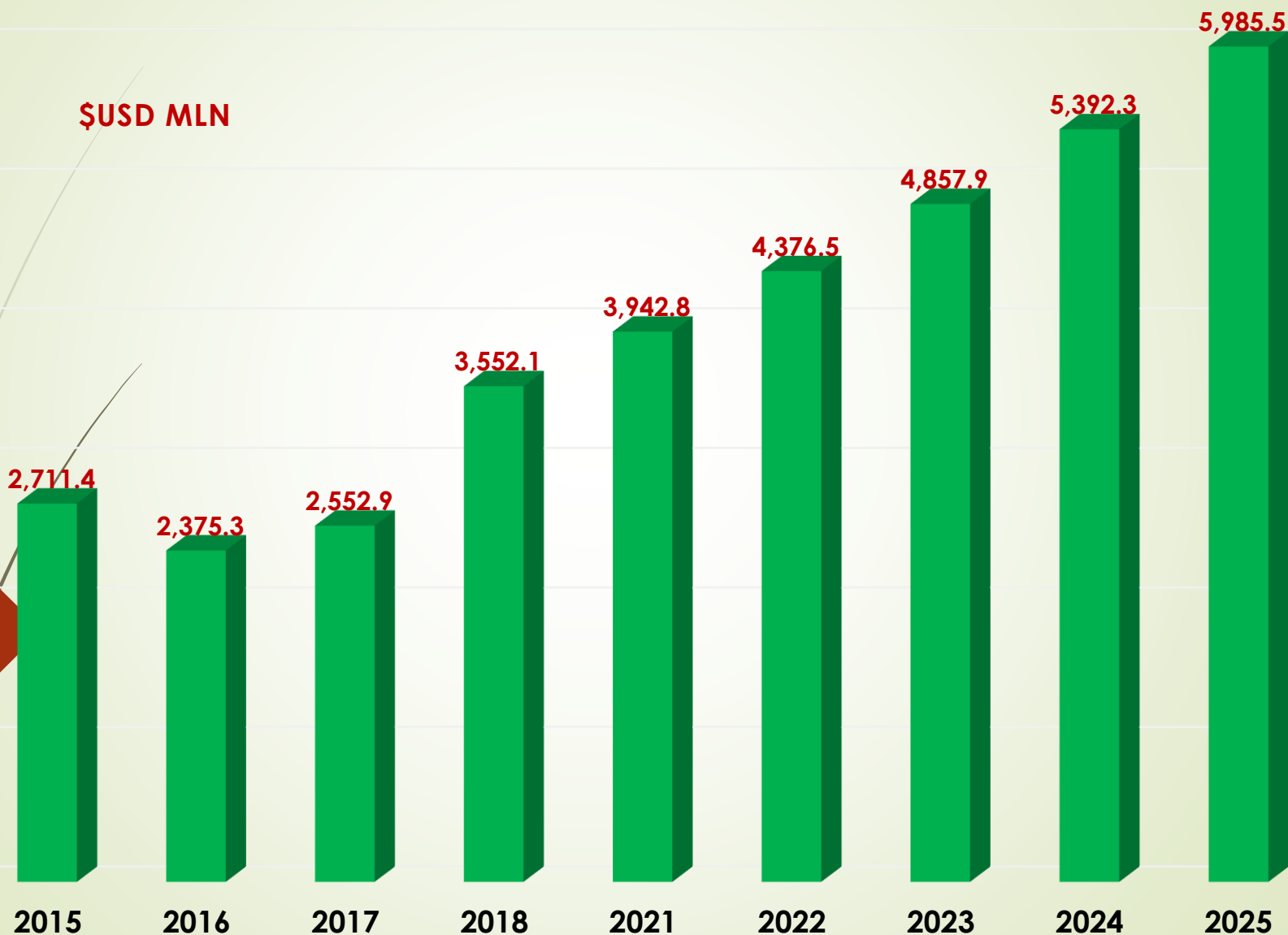
Dr. Abdulla Khashimov
**Advisor to the Minister of Investments,
Industry and Trade of Uzbekistan**

Trade volume SA&CA/PF:2023 ≈ \$1,71 bln

	Indiya	IRP	Afghanistan	Σ mln.\$
	900 (v 61% - 2022)	41	522	1463
	381 (v 14,7%)	11	20 (- 19%)	412
	135 (v 52%)	53	97	285
	192	230	481	903
	65000 (v 180%)	1000	200 (1 bln 2011)	66200
	495 (1 bln)	430	855 (1 bln)	1780
				
Σ	67100	1760 vΛ	2170	71000

THE DYNAMICS OF IRP TRADE WITH THE COUNTRIES OF CENTRAL ASIA, CIS AND AFGHANISTAN

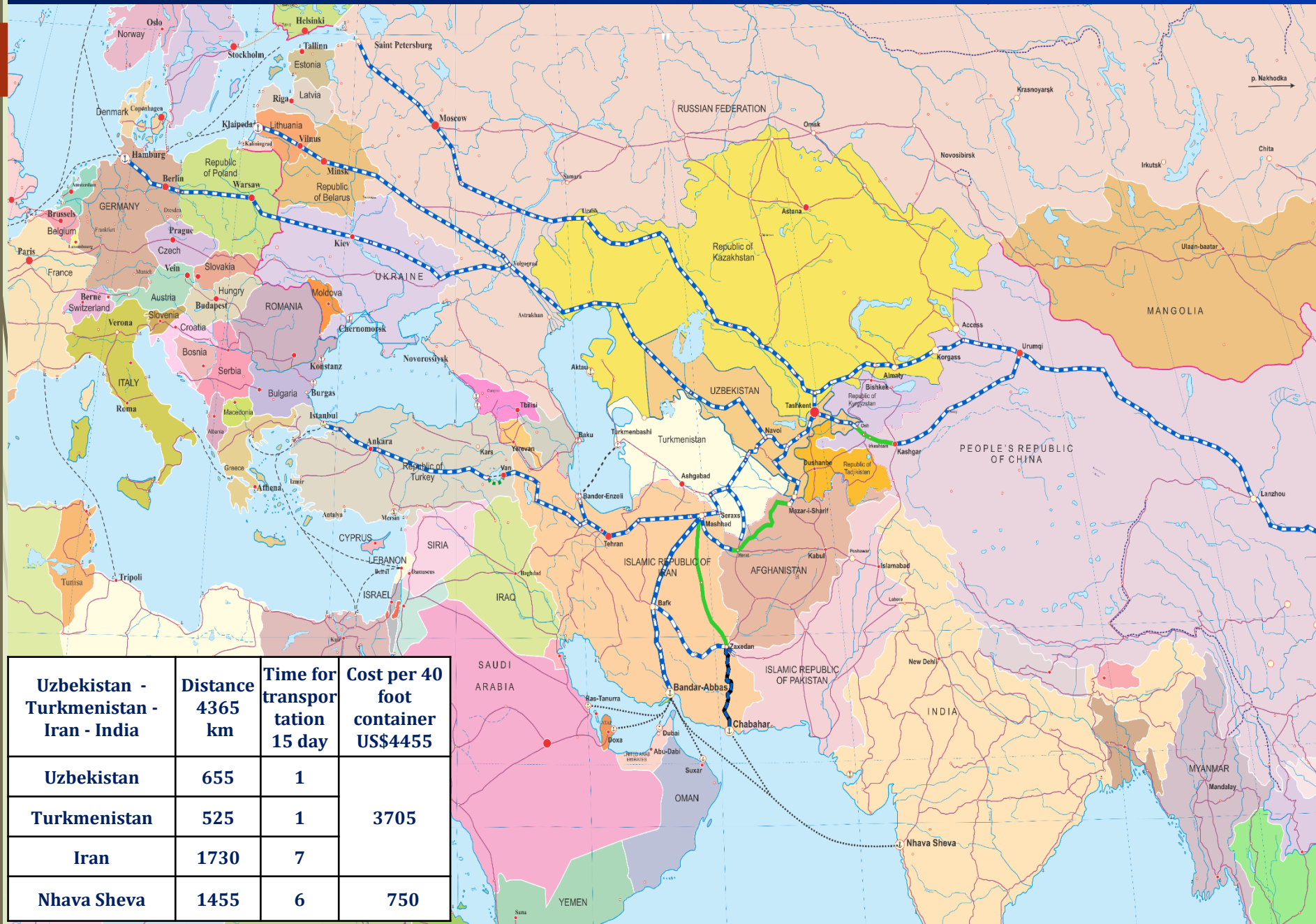
\$USD MLN



ОСНОВНЫЕ ТРАНСПОРТНЫЕ КОРИДОРЫ РЕСПУБЛИКИ УЗБЕКИСТАН



A NEW TRANSIT CORRIDOR “UZBEKISTAN - TURKMENISTAN - IRAN – INDIA”



Uzbekistan - Turkmenistan - Iran - India	Distance 4365 km	Time for transportation 15 day	Cost per 40 foot container US\$4455
Uzbekistan	655	1	3705
Turkmenistan	525	1	
Iran	1730	7	
Nhava Sheva	1455	6	750



Thank you!