
Global Plan for the Decade of Action for Road Safety

5th Global Status Report on Road Safety

Jonathon Passmore

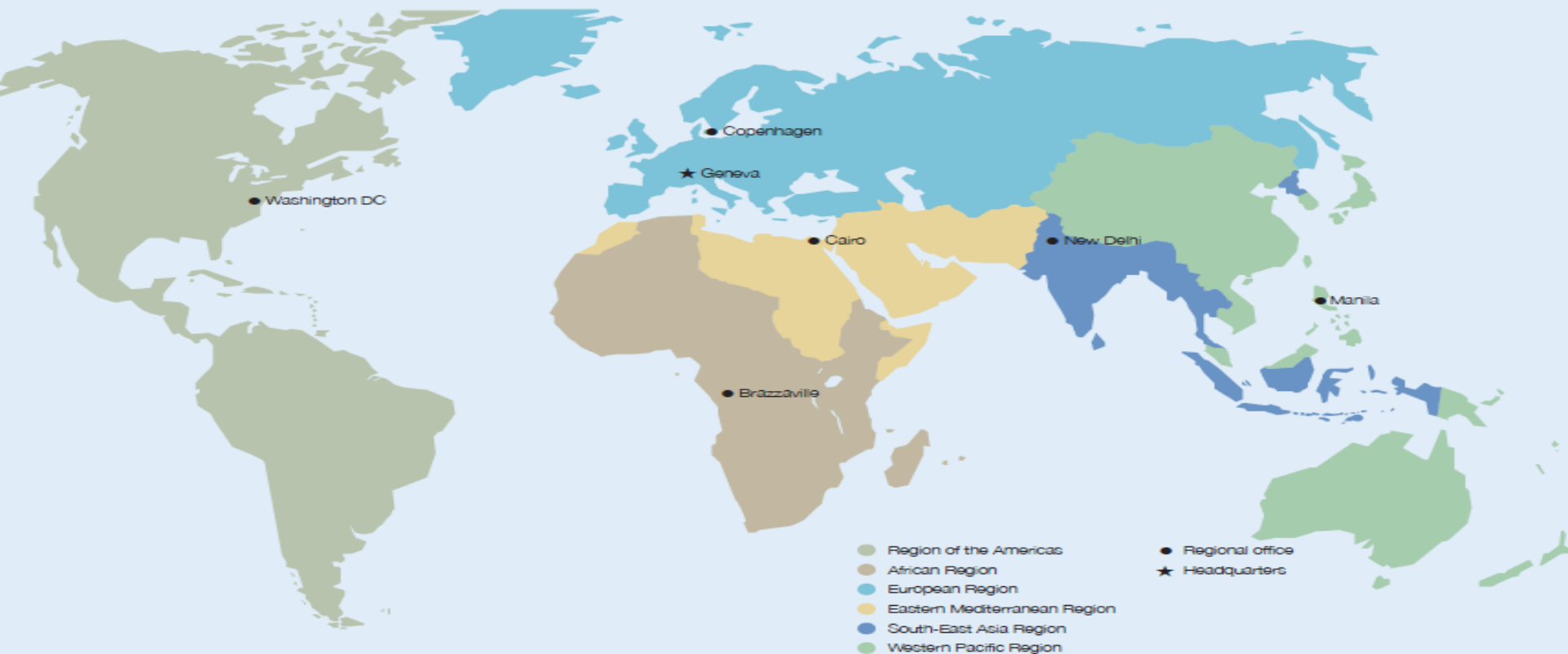
Regional Advisor for Road Safety



European Region

WHO at a glance

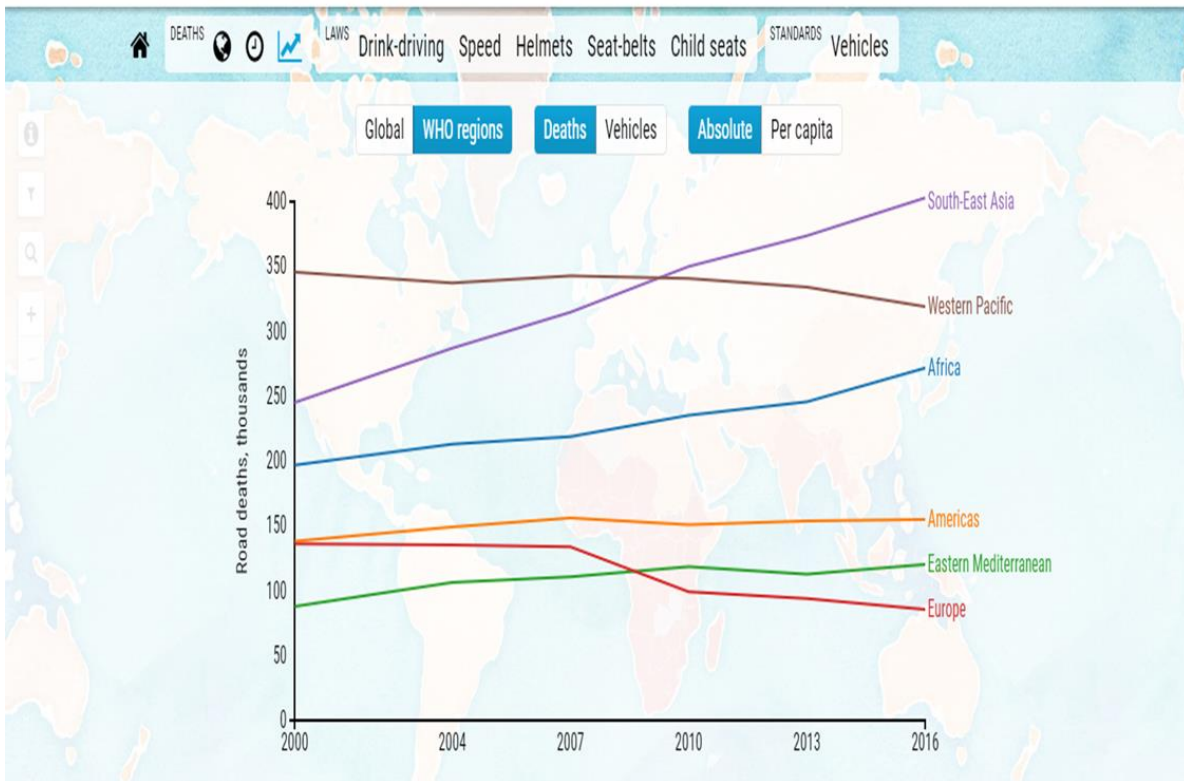
- ▶ 194 Member States
 - ▶ Headquarters in Geneva
 - ▶ 6 regional offices
 - ▶ More than 150 country offices
 - ▶ More than 7000 staff
- ▶ More than 700 institutions supporting WHO's work
 - ▶ Close partnerships with UN agencies, donors, foundations, academia, nongovernmental organizations and the private sector



Main Challenges?

Death on the roads

Based on the WHO Global Status Report on Road Safety 2018



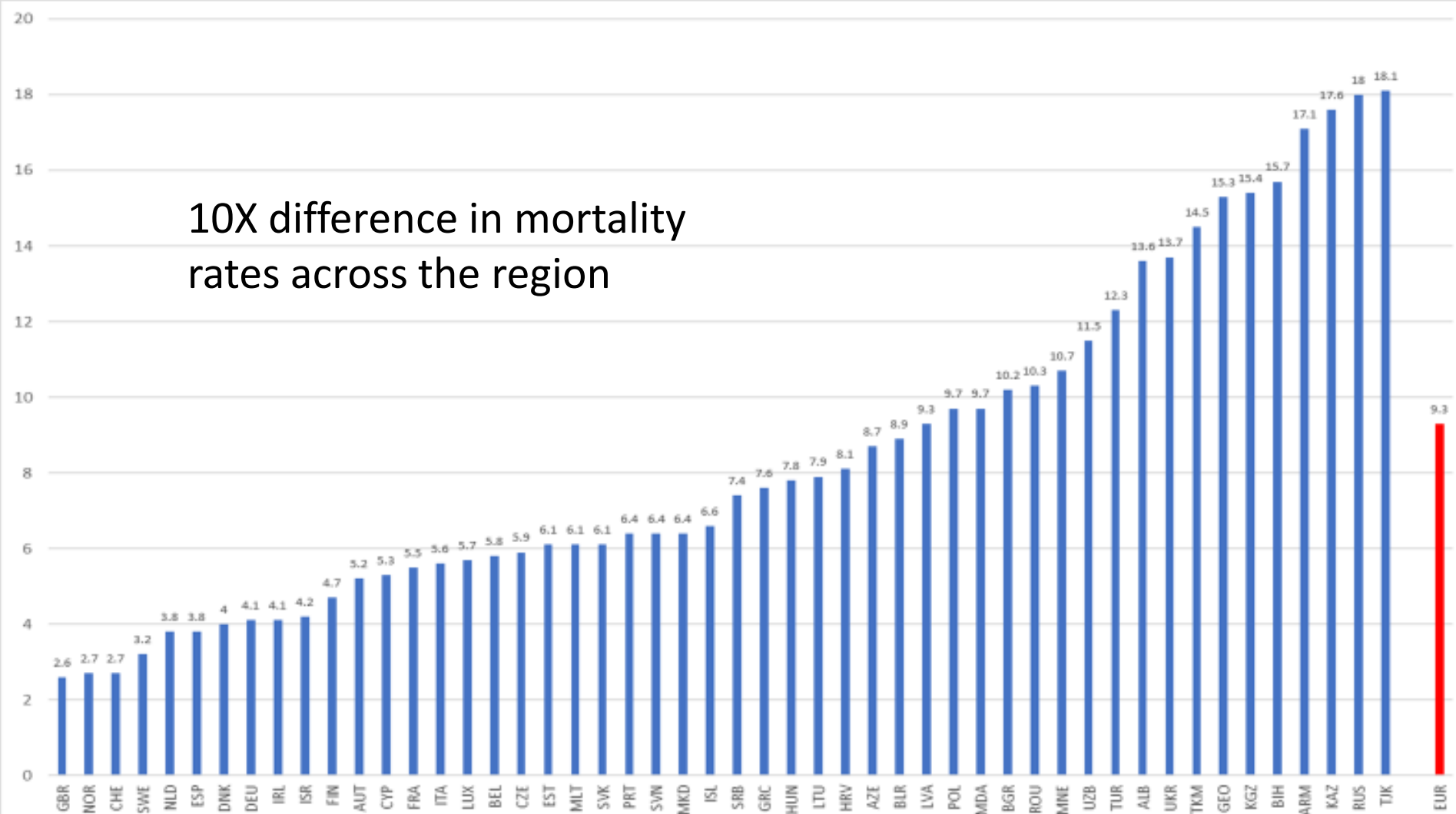
“Safest
Region”
2000



2019

-47%

10X difference in mortality
rates across the region



Number and rank of the 10 leading causes of death for both sexes in the WHO European Region, 2019

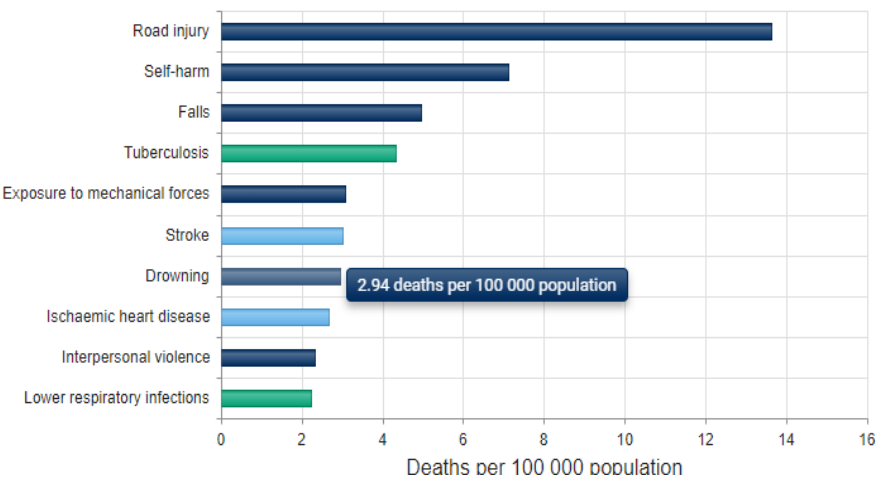
Rank	0-4 years		5-14 years		15-29 years		30-49 years		50-59 years		60-69 years		70 + years		All ages	
1	Preterm birth complications	20,414	Road injury	2,030	Self-harm	14,629	Ischaemic heart disease	56,705	Ischaemic heart disease	137,711	Ischaemic heart disease	329,637	Ischaemic heart disease	1,628,977	Ischaemic heart disease	2,155,222
2	Congenital heart anomalies	8,823	Lower respiratory infections	1,361	Road injury	13,880	Self-harm	41,831	Trachea, bronchus, lung cancers	62,901	Stroke	141,430	Stroke	814,102	Stroke	1,036,785
3	Birth asphyxia and birth trauma	8,768	Drowning	1,348	Interpersonal violence	5,073	Cirrhosis of the liver	39,715	Stroke	54,528	Trachea, bronchus, lung cancers	135,359	Alzheimer's disease and other dementias	482,319	Alzheimer's disease and other dementias	496,586
4	Other congenital anomalies	8,311	Leukaemia	1,072	Other unintentional injuries	4,025	Cardiomyopathy, myocarditis, endocarditis	27,997	Cirrhosis of the liver	43,002	Colon and rectum cancers	57,598	COPD ¹	263,048	Trachea, bronchus, lung cancers	421,334
5	Lower respiratory infections	7,881	Brain and nervous system cancers	990	Drug use disorders	3,997	Stroke	25,052	Colon and rectum cancers	24,934	COPD ¹	50,384	Other circulatory diseases	260,466	COPD ¹	332,652
6	Other neonatal conditions	5,017	Other unintentional injuries	899	Drowning	2,572	HIV/AIDS	22,159	Breast cancer	24,444	Cirrhosis of the liver	50,034	Trachea, bronchus, lung cancers	208,711	Other circulatory diseases	322,353
7	Neonatal sepsis and infections	3,809	Other malignant neoplasms	755	Cirrhosis of the liver	2,329	Road injury	22,032	Cardiomyopathy, myocarditis, endocarditis	22,411	Other circulatory diseases	36,232	Lower respiratory infections	198,480	Lower respiratory infections	266,375
8	Diarrhoeal diseases	2,505	Self-harm	631	Lower respiratory infections	2,308	Alcohol-use disorders	21,786	Self-harm	21,959	Breast cancer	35,283	Colon and rectum cancers	167,733	Colon and rectum cancers	259,424
9	Neural tube defects	1,897	Other neurological conditions	578	HIV/AIDS	2,293	Lower respiratory infections	15,851	Alcohol-use disorders	17,568	Pancreas cancer	34,629	Hypertensive heart disease	164,702	Hypertensive heart disease	190,749
10	Other unintentional injuries	1,814	Other congenital anomalies	567	Cardiomyopathy, myocarditis, endocarditis	2,246	Other unintentional injuries	15,805	Stomach cancer	16,672	Stomach cancer	32,686	Kidney diseases	118,788	Cirrhosis of the liver	178,747
	(14) Drowning	1,017	(14) Interpersonal violence	363	(12) Falls	1,860	(13) Interpersonal violence	15,036	(17) Other unintentional injuries	12,511	(19) Self-harm	16,726	(18) Falls	63,829	(17) Self-harm	118,660
Deaths attributed to violence and injuries	Percentage	Absolute number	Percentage	Absolute number	Percentage	Absolute number	Percentage	Absolute number	Percentage	Absolute number	Percentage	Absolute number	Percentage	Absolute number	Percentage	Absolute number
	6,2%	5,498	37,9%	6,456	49,9%	44,876	22,2%	115,514	8,7%	65,263	4,2%	60,487	2,7%	167,171	5,1%	465,255

Leading cause of death

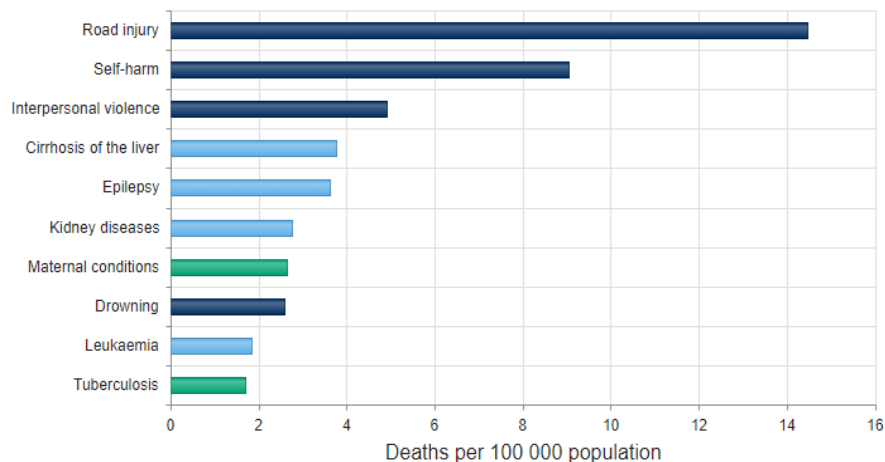
5-29 years

15% of all deaths (5-29)

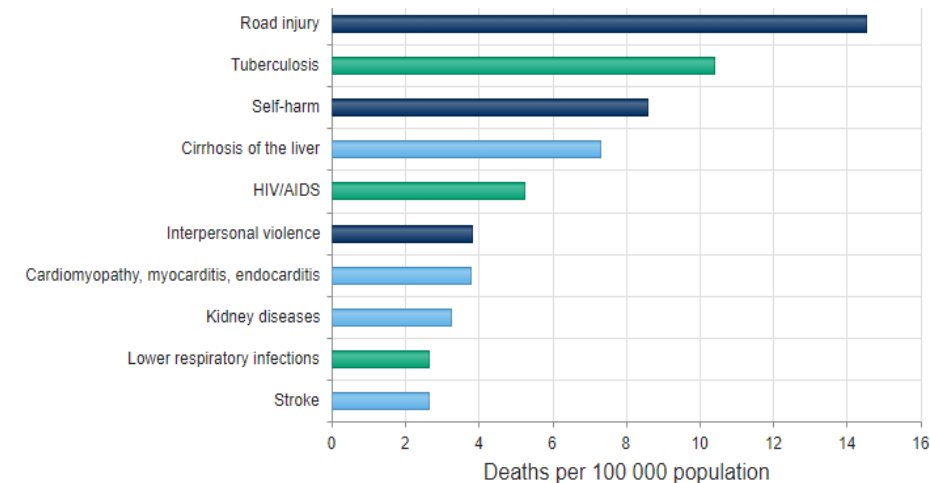
Top 10 causes of death in Georgia for both sexes aged 20 to 24 years (2019)



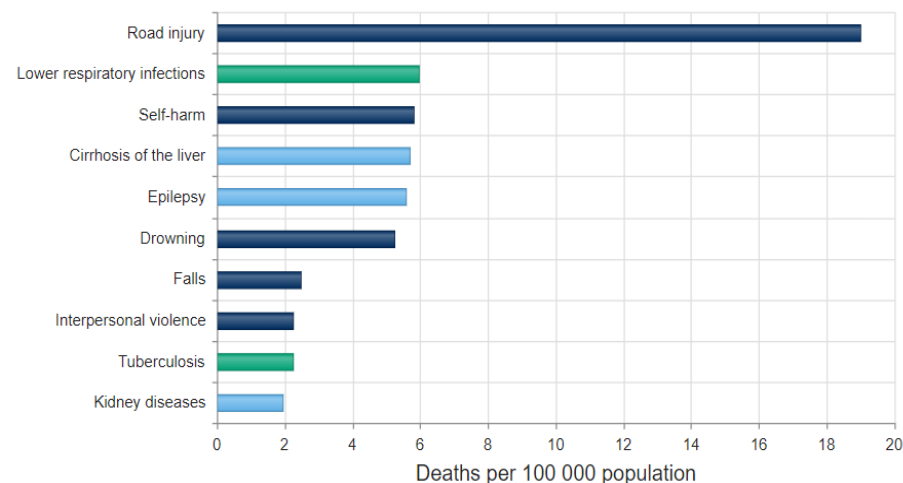
Top 10 causes of death in Kyrgyzstan for both sexes aged 20 to 24 years (2019)



Top 10 causes of death in Turkmenistan for both sexes aged 20 to 24 years (2019)



Top 10 causes of death in Tajikistan for both sexes aged 20 to 24 years (2019)



Resolution 74/299
UN General Assembly August 31, 2020

- Proclaimed a Decade of Action for Road Safety 2021 – 2030;
- With a target to reduce road deaths and injuries by 50% by 2030; and
- Mandated WHO and the UN Regional Commissions in collaboration with the UN Road Safety Collaboration to prepare a plan of action.



Purpose of Plan

Achieve at least 50% reduction in deaths and injuries

- Call for all countries to act, highlighting urgency for action and emphasizing that action is possible
- Inspire and guide countries to develop and implement plans that are adapted to local contexts

DECADE OF ACTION FOR ROAD SAFETY
2021-2030

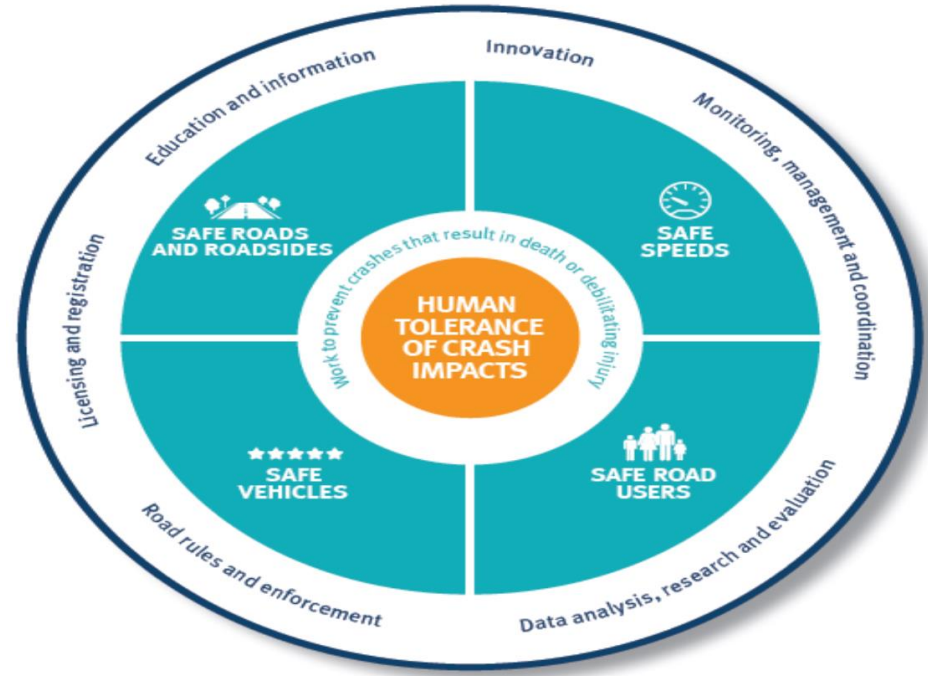
TARGET

reduce road traffic
deaths & injuries

BY AT
LEAST **50%**

Key Principles of Plan

- Safe system designs should not only be forgiving of human error but also equitable and responsive to the needs of the users/population.
- Road safety as a shared responsibility, recognizing the role of government as well as a range of non-state actors.
- Mobility and transport are constantly evolving and improving safety is not a one-time event but on-going process



GLOBAL PLAN

DECADE OF ACTION FOR ROAD SAFETY 2021-2030

The **Global Plan** describes what is needed to achieve that target, and calls on governments & partners to implement an integrated

SAFE SYSTEM APPROACH

UN General Assembly Resolution 74/299 declared a **Decade of Action for Road Safety 2021-2030**, with the target to reduce road traffic deaths & injuries

BY AT LEAST 50% during that period

WHAT TO DO?

HOW TO DO IT?

WHO TO DO IT?




GLOBAL PLAN

DECADE OF ACTION FOR ROAD SAFETY
2021-2030

**a blueprint for
national & local
road safety plans**


- Every country and every city
- With defined targets, roles and responsibilities
- Supported by financing and reporting to ensure accountability

5th Global Status Report Road Safety



- Burden of road trauma
 - Progress since last status report
- Baseline 2nd DOA
- Adoption of evidence-based interventions
 - Strategies
 - Legislation
 - Enforcement
- Policy recommendations

European Survey Road Attitudes (ESRA)



- Limitations/Gaps
 - Road user behaviours
 - Prevalence of risk/protective factors
 - Enforcement perceptions and effectiveness

Thank you

For more information, please contact:

Jonathon Passmore

Regional Advisor for Road Safety

passmorej@who.int



European Region

INTERNAL. This information is accessible to ADB Management and staff. It may be shared outside ADB with appropriate permission.