

Implementation of CAREC 2020

Update and Next Steps


CAREC 2020: Focus, Action, Results

➤ Strategic objectives

- Expanded trade
- Improved competitiveness

➤ Operational priorities


- ✓ **4 priority sectors:**
 - transport
 - trade facilitation
 - trade policy
 - energy
- ✓ **Economic Corridor Development**
- ✓ **CAREC Institute**



Highlights for 2013

- TTFS 2020, TPSAP 2013-2017 endorsed; CAREC Institute physical base decided
- Sustained improvement of intraregional trade in total CAREC trade in both 2012 and 2013
- Increased km built but short of 2013 target
- Trade facilitation remains a challenge in terms of costs incurred at BCPs and to travel corridor section, while border clearing time improved
- Weak logistics efficiency compared with Europe and South Asia
- Continuous operational growth in 2013
- Volume of new investments increased \$1.17 billion from 2012
- TAs completed in 2013 rated 100% successful and 953 person days of training conducted

Trade Facilitation Outcome Indicators

Indicator	Indicative Target	2010 Baseline Year	2012	2013	Progress
Time taken to clear a border crossing (hours)	↓	8.7	10.9	10	
Costs incurred at a border-crossing clearance (\$)	↓	186	157	235	
Speed to travel 500 km on CAREC corridor section (km per hour)	↑	24	23	20	
Costs incurred to travel corridor section (\$, per 500 km, per 20-ton)	↓	712	999	1,482	

DEfR Methodology Review

I. CAREC evolves and matures. DEfR 2009-2012, four editions of this monitoring exercise since 2010

II. Incorporate new or revised strategies and action plans at sector level

III. Tighten the logical links and casual relationship from CAREC interventions to outputs and outcomes, further to impact

Refined CAREC Results Framework

5-Level Results Framework

- **Level 5: Regional Impact** (*what outcomes contribute to*)
↑
- **Level 4: Sector Outcomes** (*how outputs are used by beneficiaries*)
↑
- **Level 3: Sector Outputs** (*what is delivered*)
↑
- **Level 2: Interventions** (*what is being done*)
↑
- **Level 1: CAREC bodies** (*who are involved*)

Trade Policy Cooperation

Sector guide documents: *two Trade Policy Strategic Action Plans*, with implementation periods spanning from 2008 to 2012 and from 2013 to 2017

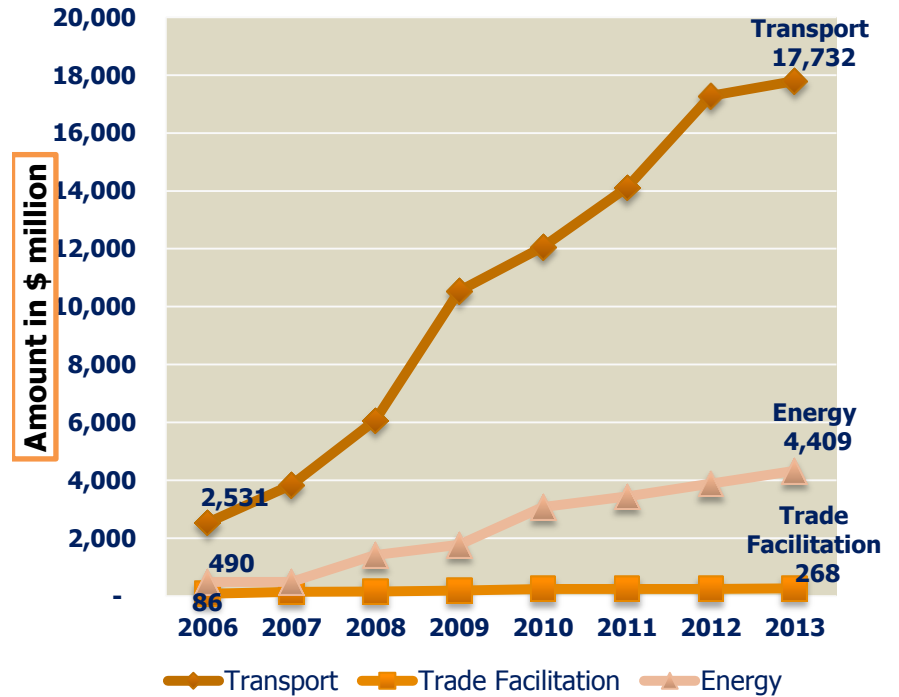
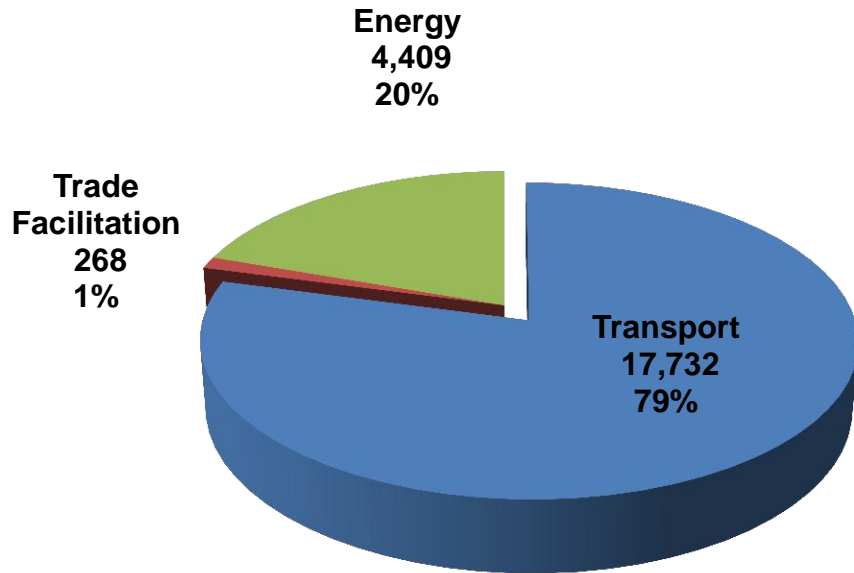
WTO Accession Status of CAREC Countries

5 acceded members (member since)	4 On-going Accession Negotiations	1 Potential Candidate
<p>Pakistan (1 January 1995)</p> <p>Mongolia (29 January 1997)</p> <p>Kyrgyz Republic (20 December 1998)</p> <p>P.R.China (11 December 2001)</p> <p>Tajikistan (2 March 2013)</p>	<p>Afghanistan</p> <p>Azerbaijan</p> <p>Kazakhstan</p> <p>Uzbekistan</p>	<p>Turkmenistan</p>

Trade Policy Strategic Action Plan 2013-2017

<p>Goals</p>	<ul style="list-style-type: none"> ➤ Achieving more trade openness prior to WTO accession ➤ WTO accession and post accession ➤ Make technical regulations on industrial goods and SPS measures consistent with the WTO Technical Barriers to Trade (TBT) and Sanitary and Phytosanitary (SPS) agreements ➤ Expansion of trade in services ➤ Capacity building and knowledge sharing on trade issues
<p>Policy Actions</p>	<ul style="list-style-type: none"> ➤ WTO accession and implementation of commitments ➤ Eliminate quantitative restraints on trade ➤ Simplify and liberalize the trade-tax regime ➤ SPS and TBT issues ➤ Expansion of trade in services ➤ Capacity building and knowledge sharing on trade issues
<p>Results Monitoring</p>	<ul style="list-style-type: none"> ➤ Specific performance indicators with reasonable timeframes were developed to measure the progress and results ➤ Trade Liberalization Index and Institutional Quality Index are being refined based on the circumstances of CAREC countries and CAREC Program

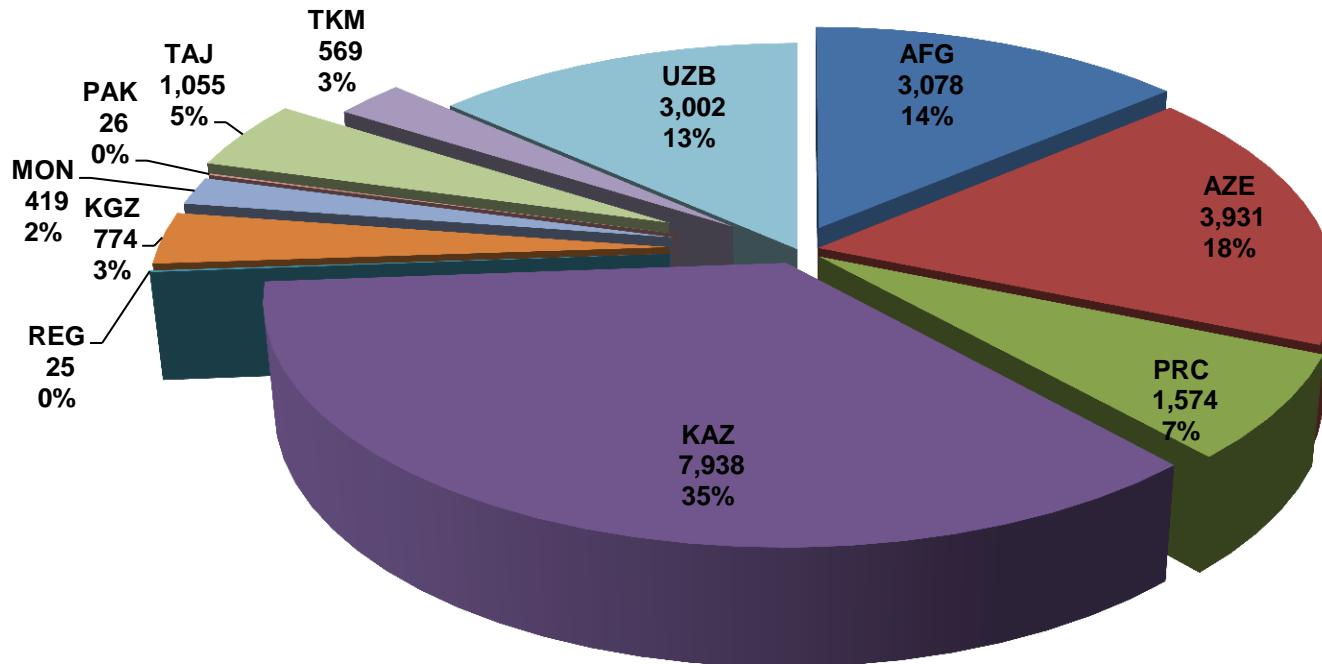
CAREC Investments (by sector)



Over **\$22 billion** worth of CAREC-related investments have been made

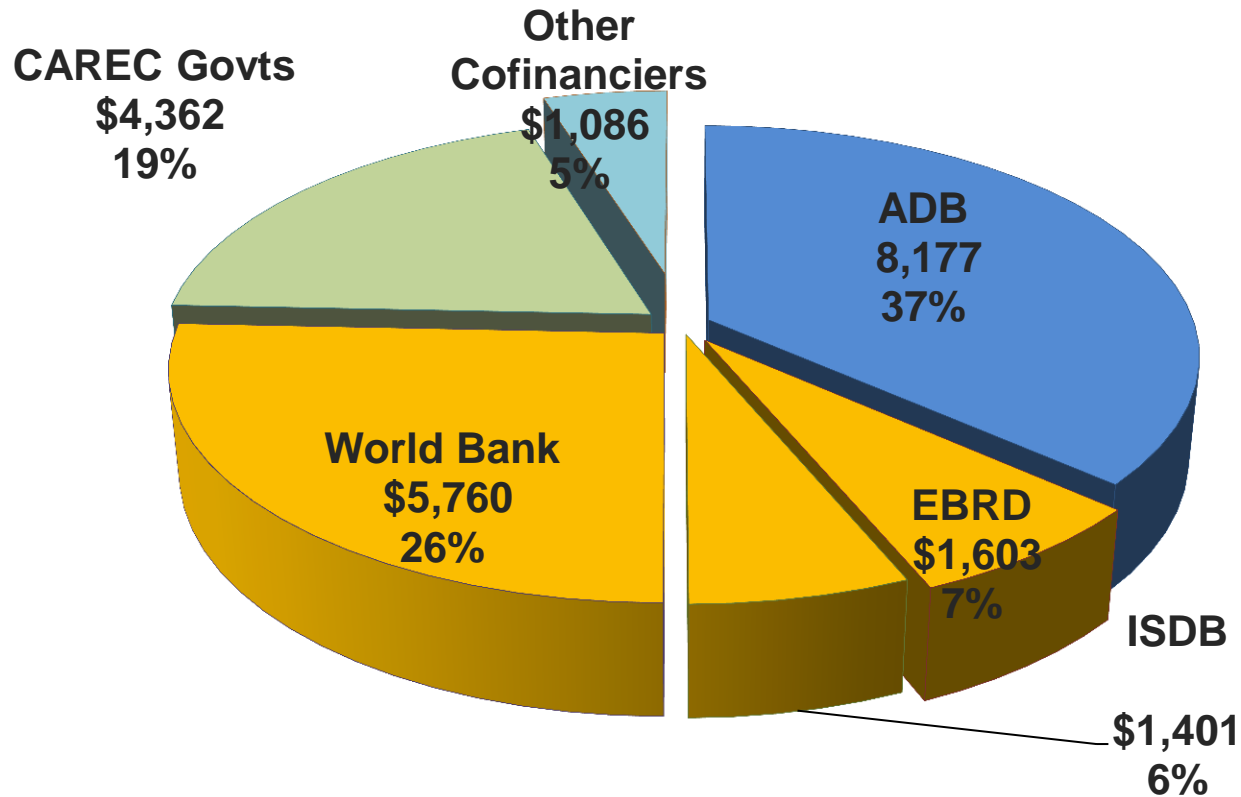
CAREC Investments (by country)

Cumulative 2001–2013 (in \$ million)



CAREC Investments (by financier)

Cumulative 2001 – 2013 (in \$ million)



Priority Actions

- Harmonize work programs in the Transport and Trade Facilitation areas with TTFS 2020
- Maximize the benefits of CAREC corridors by addressing key non-physical barriers to cross-border transport
- Monitor the implementation of the TPSAP 2013–2017 to ensure sufficient progress in trade liberalization
- Implement the CAREC EWP 2013–2015
- To sustain operations growth, endorse the medium-term priority project list and commence mainstreaming priority projects into national development plans

Priority Actions *(continued)*

- Counter the drop in finance mobilization, step up efforts to explore cofinancing opportunities among CAREC governments, multilateral and bilateral institutions, other development partners, and the private sector
- Implement sector-focused training and capacity building activities as well as workshops on cross-cutting issues through the CAREC Institute
- Advance the WTO Accession Knowledge-Sharing Program and post-accession adaptation of newly-acceded members
- Expand dissemination of relevant knowledge products to all CAREC members especially through the CAREC web portal
- Coordinate closely to promote consistent messaging and information about the CAREC Program

THANK YOU!