

Mongolia's transport connections



Ministry of Road and Transport Development of Mongolia



LOGISTICS PERFORMANCE INDEX OF MONGOLIA

ᠮᠣᠩᠭᠣᠯᠢ ᠶ᠋ᠢᠨ ᠯᠣᠭᠢᠰᠲᠢᠭ ᠮᠠᠨᠠᠨᠠᠭ ᠤᠯᠤᠰ

GCI

- 1 – Singapore
- 2 - USA
- 28 - China
- 43 – Russia
- 55 - Kazakstan
- ...
- 102 - Mongolia**

/LPI/

(Mongolia ranks 130th out of 160 countries)

- 1 - German
- 2 - Netherlands
- 27 - China
- 77 - Kazakstan
- 85 - Russia
- ...
- 129 - Mongolia**
- ...
- 167 - Somalia

Index	2009	2010	2011	2012	2013	2014	2015	2016	2017	2018	2019
Road quality	133	138	139	141	141	130	118	109	102	110	112
Quality of railway transport infrastructure	77	69	66	71	66	69	73	69	69	62	55
Quality of water transport infrastructure	116	112	127	126	140	143	139	137	136	137	137
Quality of air transport infrastructure	128	129	129	128	126	125	120	124	116	113	117

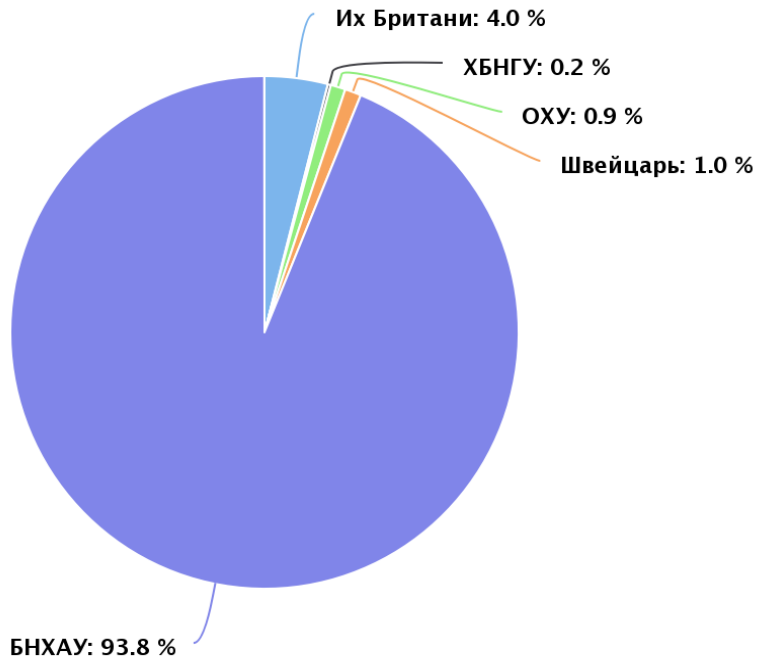
MONGOLIA ranks 129 out of 167 countries included in the 2012-2018 World Bank Logistics Competitiveness Survey.



FOREIGN TRADE OF MONGOLIA

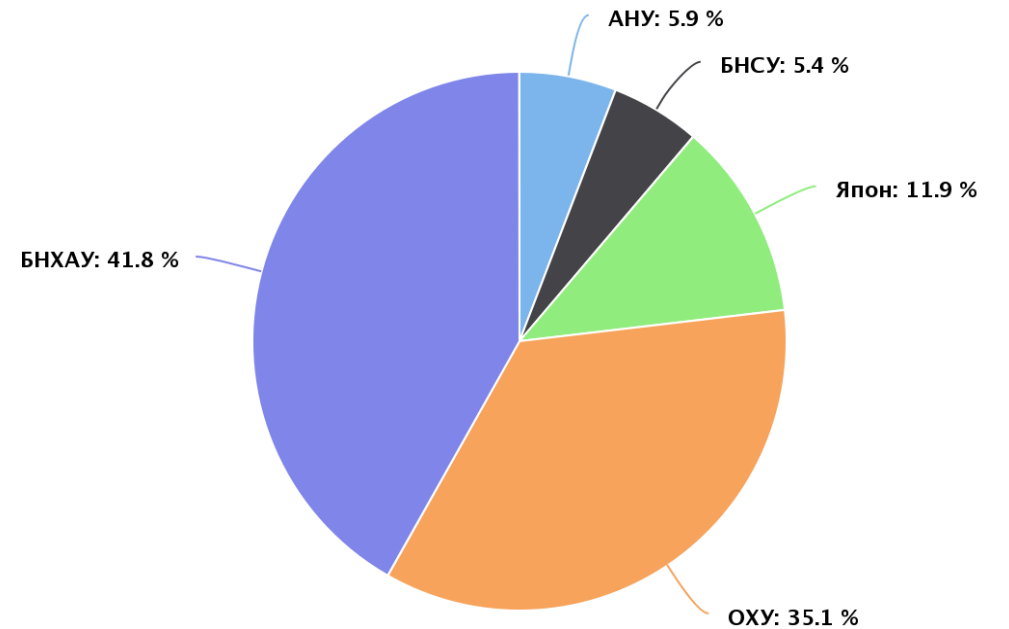
As of 2020: Foreign trade USD 12.8 billion, Exports USD 7.5 billion, Imports USD 5.3 billion

Экспортын бүтэц, орноор, дүнд эзлэх хувь



China alone buys 93.8% of our exports

Импортын бүтэц, орноор, дүнд эзлэх хувь



41.8% of total imports come from China and 31.5% from Russia.

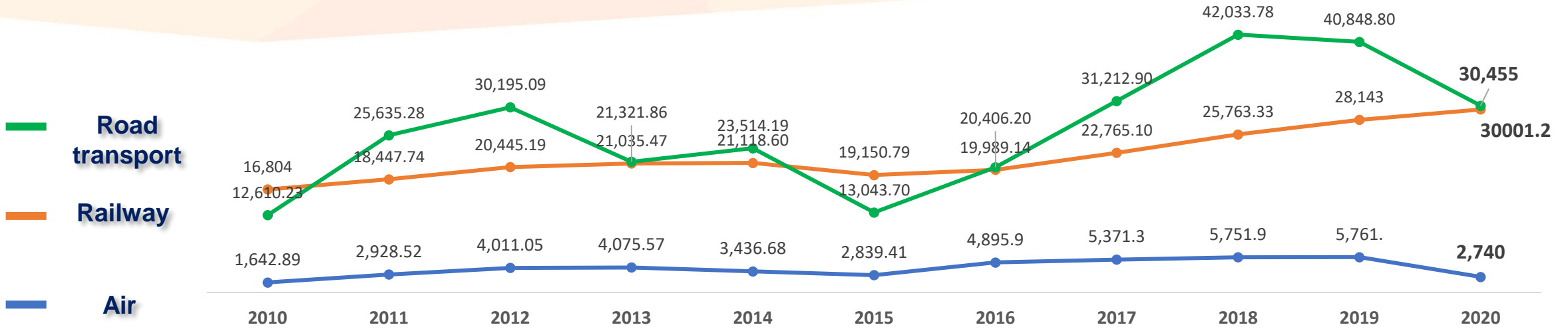
Non-mining exports accounted for \$ 537 million, or 7.5% of total exports.

ᠮᠣᠩᠭᠣᠯᠢ ᠶ᠋ᠢᠨ ᠮᠤᠮᠤᠨ ᠲᠤᠮᠤᠨ

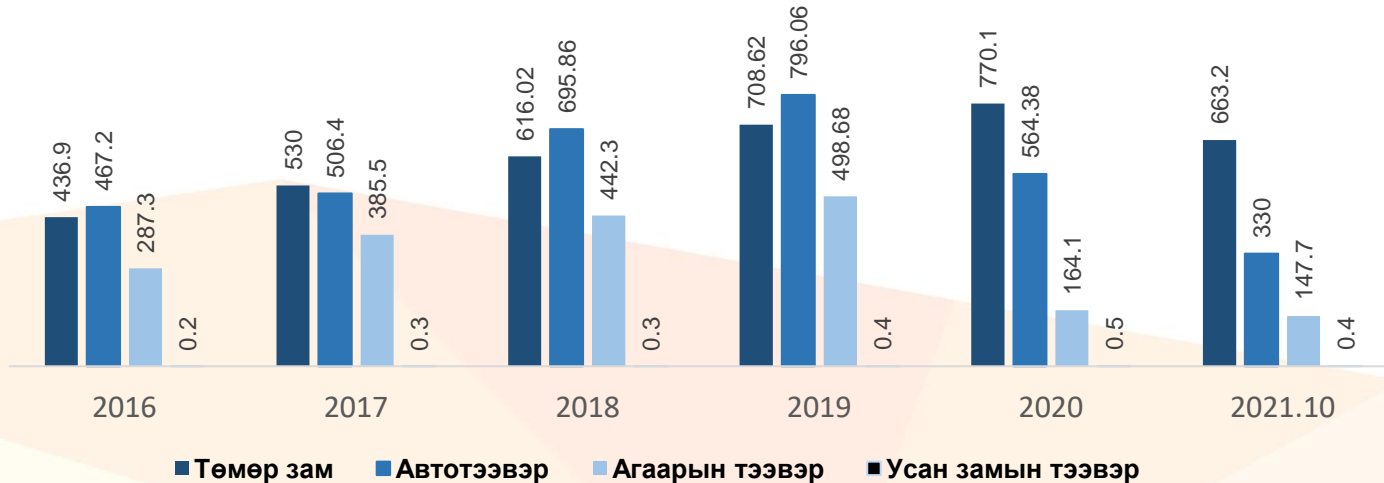


MONGOLIA FREIGHT TRANSPORT, thousand tons

ᠮᠣᠩᠭᠣᠯᠢ ᠶ᠋ᠢᠨ ᠲᠤᠮᠠᠵᠢ ᠲᠤᠮᠤᠨ



Transportation revenue, billion tugrug



In 2020, 49.5 percent of the freight was transported by rail, 50.5 percent by road, and 0.004 percent by air

In 2020, 37.7 percent of the total revenue came from road transport, 51.4 percent from railway transport and 11.0 percent from air transport



STATE POLICY OF MONGOLIA

NEW RECOVERY POLICY- /2022-2032/

AVIATION SECTOR

- Airport capacity building projects (7)



BORDER PORT

- Construction of cargo terminals to improve the capacity of border ports (Artssuuri, Nariinsukhait, Bichigt, Khangi, Altanbulag, Zamiin-Uud, Gashuunsukhait)



RAILWAY SECTOR

- Modernization of the railway network- 2
- Building a new railway network- 4

ROAD SECTOR

- Connecting border crossings with paved roads

ᠮᠣᠩᠭᠣᠯᠢ ᠰᠤᠮᠤ ᠤᠯᠤᠰ



ROAD PROJECTS

МОНГОЛЫН
ТРАНСПОРТ
УРГААГАХ
ХАРИУЦЛАГА
ЯРИЙ ЭГЖИЛТ

TSAGAANNUUR –
ULAANBAISHINT 25.8 км PAVED
ROAD

2020-2022

TES 220 км PAEVD
ROAD

2028-2032

ARTSSUURI 159.5 км PAVED ROAD

2024-2028

KHATGAL - KHANKH 180 км,

2022-2025

BAGA-ILENKH 131.27 км PAVED
ROAD

2024-2027

ZELTER 120.85 км PAVED RAOD

2020-2023

ULGII-DAYAN 185 км
PAVED ROAD

ULIKHAN 124 км PAVED ROAD

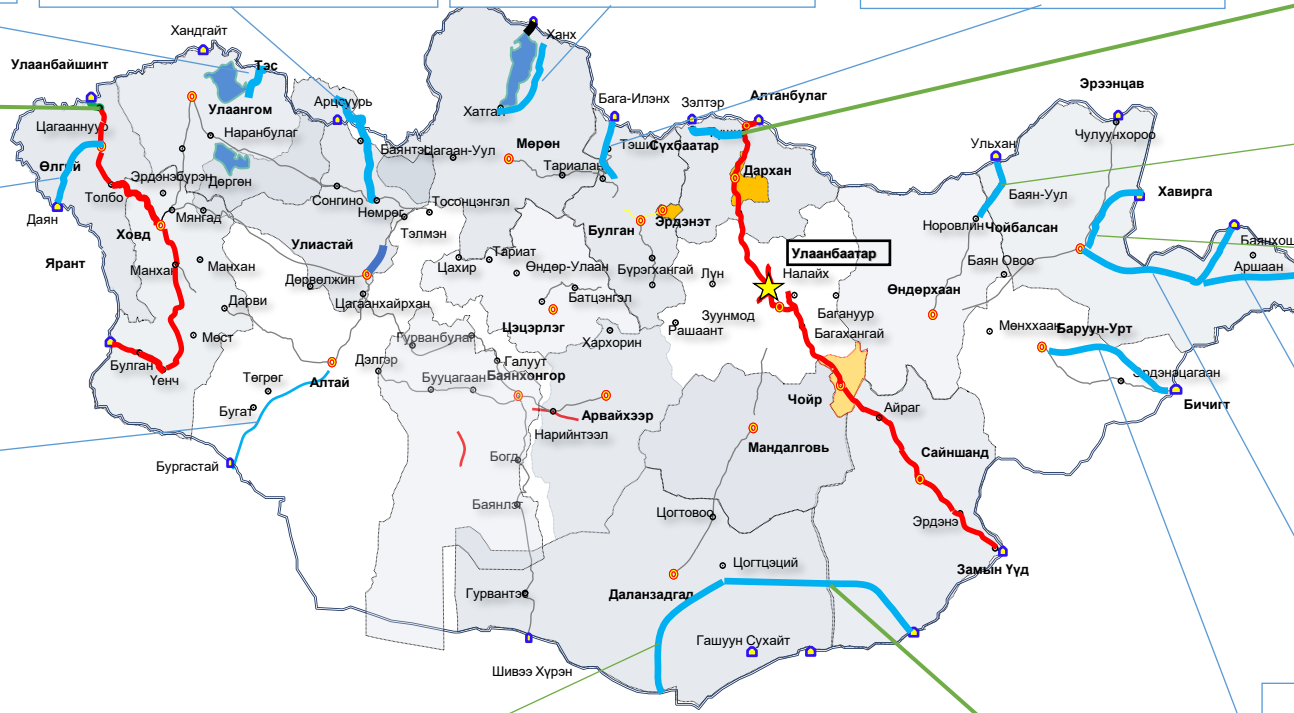
2022-2024

ALTAI – BURGASTAI 320 км
PAVED ROAD

2025

KHAVIRGA 124.5 км PAVED ROAD

2022-2024



SUMBER 152.06 км PAVED ROAD
2028-2032

BAYANKHOSHUU 198.2 км PAVED ROAD

2025-2028

TSAGAANDEL UUL 270 км PAVED ROAD

2020-2023

KHANGI 478 км PAVED ROAD

2020-2023

BICHIGT 277.3 км
PAVED ROAD

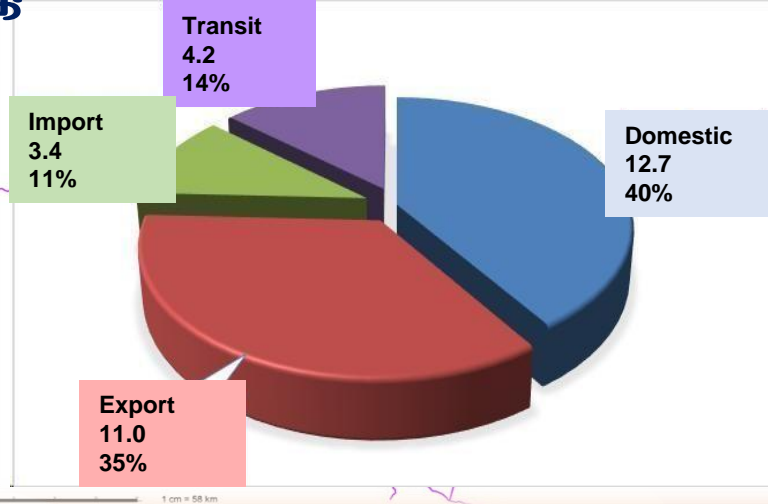
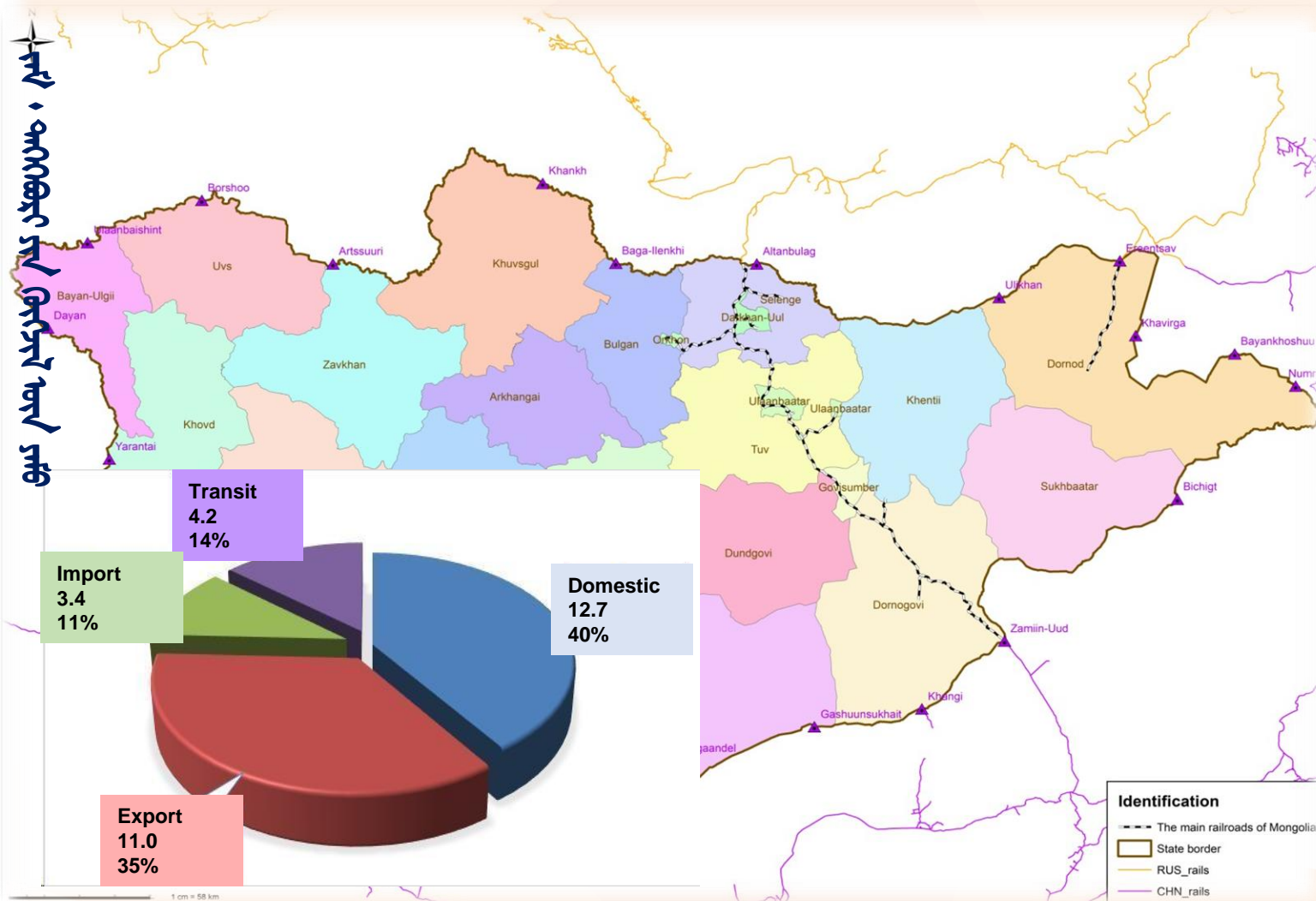
2024-2027

OUTCOME:

- 15 way paved road connecting the border crossing - 2966.48 км

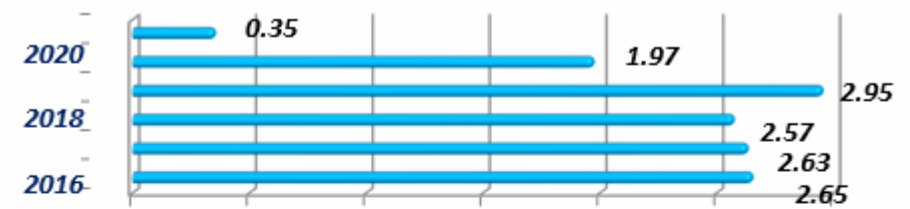


RAILWAY TRANSPORT

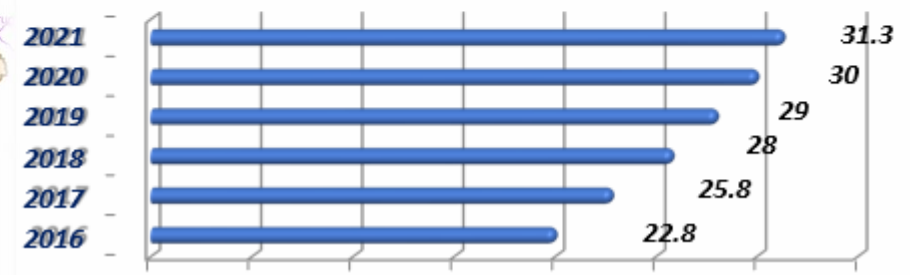


Type of freight transported in 2021


Railway passenger transportation
/Thousands of passengers 2016-2021/



Railway freight transportation
/million of tons 2016-2021/



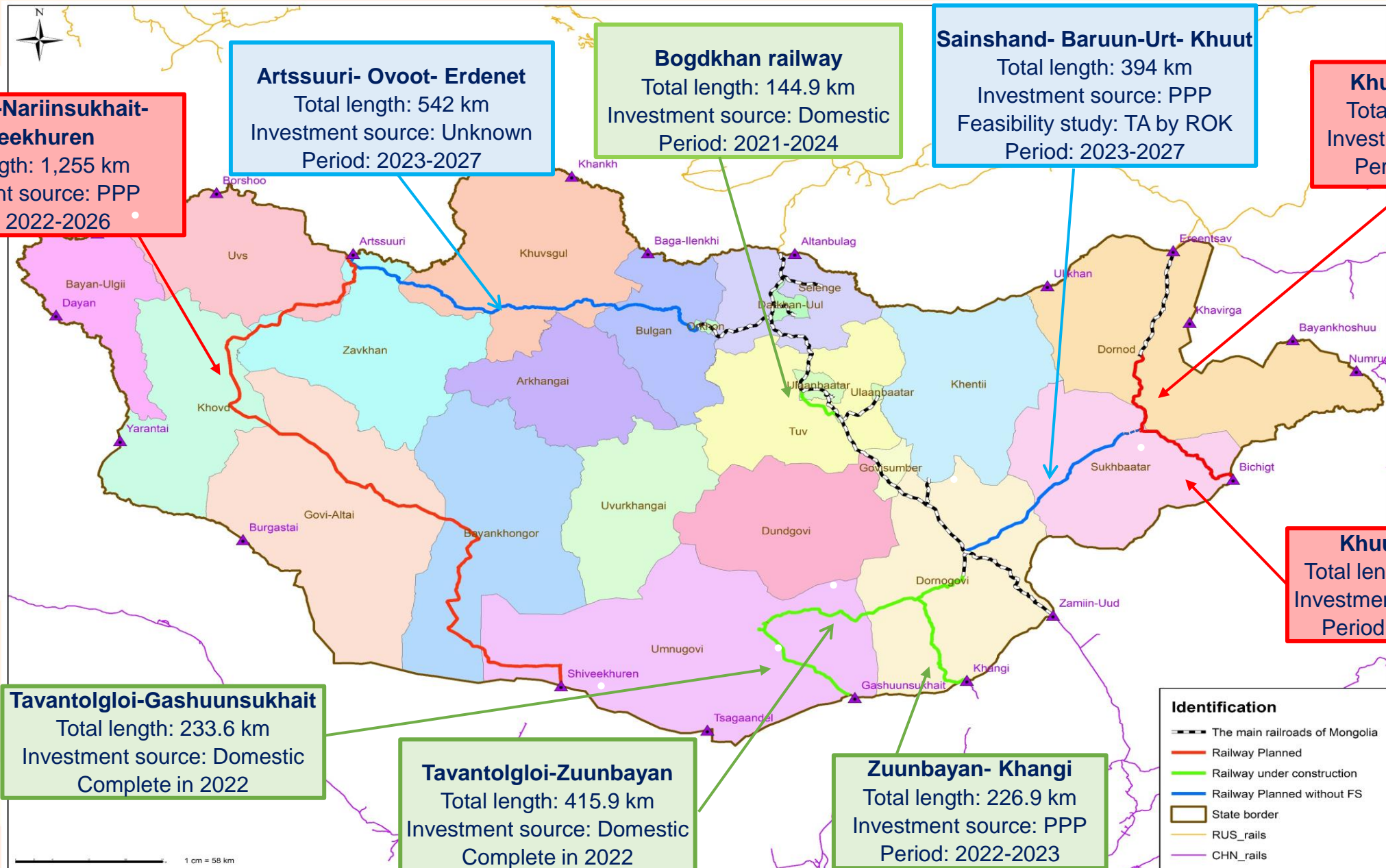
Railway freight transport
/mil.tons/





STATE POLICY ON RAILWAY TRANSPORT

ᠮᠤᠩᠭᠣᠯᠤ ᠰᠤᠶ᠋ᠠᠨ ᠤᠯᠤᠰ ᠤᠨ ᠶ᠋ᠢᠨᠠᠨᠠᠭᠤ ᠲᠤᠨ ᠶ᠋ᠢᠨᠠᠨᠠᠭᠤ



Artssuuri-Nariinsukhait-Shiveekhuren
Total length: 1,255 km
Investment source: PPP
Period: 2022-2026

Artssuuri- Ovoot- Erdenet
Total length: 542 km
Investment source: Unknown
Period: 2023-2027

Bogdkhan railway
Total length: 144.9 km
Investment source: Domestic
Period: 2021-2024

Sainshand- Baruun-Urt- Khuut
Total length: 394 km
Investment source: PPP
Feasibility study: TA by ROK
Period: 2023-2027

Khuut-Choibalsan
Total length: 192 km
Investment source: PPP
Period: 2022-2024

Khuut-Bichigt
Total length: 234.1 km
Investment source: PPP
Period: 2022-2024

Tavantolgloi-Gashuunsukhait
Total length: 233.6 km
Investment source: Domestic
Complete in 2022

Tavantolgloi-Zuunbayan
Total length: 415.9 km
Investment source: Domestic
Complete in 2022

Zuunbayan- Khangai
Total length: 226.9 km
Investment source: PPP
Period: 2022-2023

Identification

- - - The main railroads of Mongolia
- Railway Planned
- Railway under construction
- Railway Planned without FS
- State border
- RUS_rails
- CHN_rails

1 cm = 58 km

AIR NETWORK EXPANSION PROJECTS

ӨМӨСӨД АЖААЙ ГҮНЖИГ
 ӨМӨСӨД АЖААЙ ГҮНЖИГ



International flights will be increased



TRAFFIC ACCIDENTS REGISTERED IN THE LAST 10 YEARS

ᠮᠣᠩᠭᠣᠯᠢ ᠤᠯᠤᠰ ᠤᠨ ᠲᠤᠮᠤᠨ ᠵᠢᠨᠠᠭᠤᠨ

	2002 OH	2012 OH	2021 OH	
	103805	504423	1093481	increase in vehicles
	142463	554577	1234701	the rise of automobiles
	238122	818663	1406842	increase in driver numbers
	5553	18294	22482	traffic accidents
	327	369	238	death toll

Over the past 10 years, Mongolia has developed a stable policy to improve road safety.

In the last 20 years, the number of vehicles and cars grew by 2.1-2.2 percent, the number of drivers increased by 71.8 percent, while traffic accidents increased by 22.9 percent and the number of deaths decreased by 35.5%.



THANK YOU