



TRADE



Progress on Implementation of the WTO Trade Facilitation Agreement and Findings from the Global Survey on Trade Facilitation



Salehin Khan

17th CAREC Customs Cooperation Committee Meeting

Ashgabat 05 September 2018



- Update on ratification and implementation commitments of WTO Trade Facilitation Agreement (TFA)
- Findings from the Global Survey on Trade Facilitation and Paperless Trade 2017
 - Covers all TFA articles and beyond
 - Focus on CAREC members and review progress
 - Snapshot from country-specific analyses

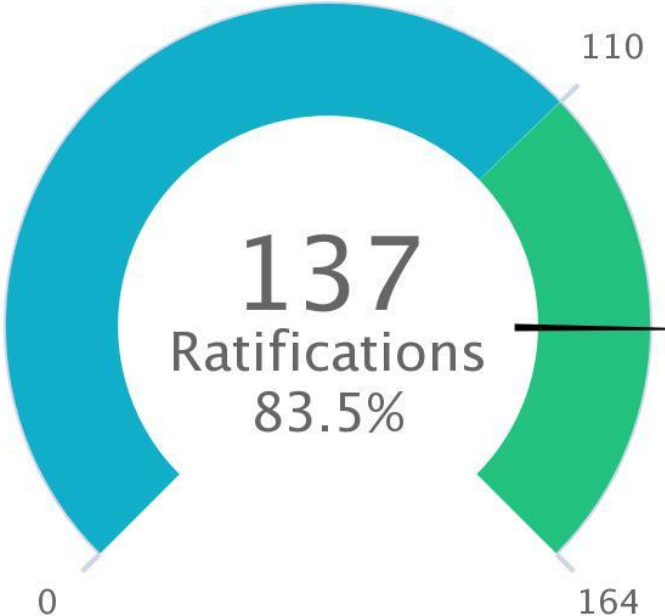
WTO Trade Facilitation Agreement: Ratifications

TRADE



Ratifications

The Trade Facilitation Agreement (TFA) entered into force on 22 February 2017 when the WTO obtained the two-thirds acceptance from its 164 Members.



WTO Trade Facilitation Agreement: Implementation Commitment – all WTO Members

TRADE



60.6% - Developed members + Cat A

Rate of implementation commitments to date

8.1% - Cat B

Rate of implementation commitments from September 2018 to February 2038

11.5% - Cat C

Rate of implementation commitments
from September 2018 to February 2032 upon receipt of capacity building support

19.9% - Not designated

Rate of implementation commitments yet to be designated

Source: Trade Facilitation Agreement Database, tfadatabase.org, date accessed – 31 August 2018

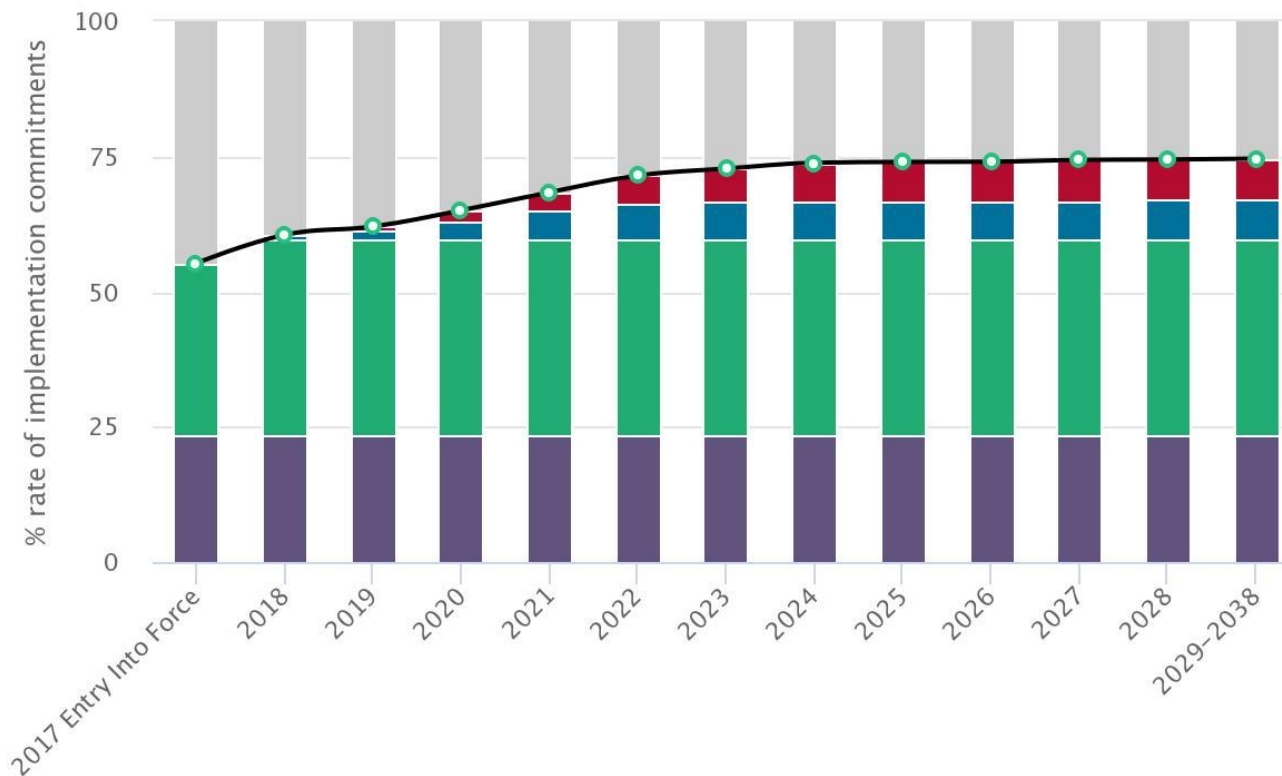
WTO Trade Facilitation Agreement: Implementation Commitments - All

TRADE



Timeline of implementation commitments

Based on implementation commitments by all WTO Members over time



—● Overall implementation commitments
 ■ Cat. A
 ■ Cat. B
 ■ Cat. C
 ■ Developed Members
 ■ Yet unknown



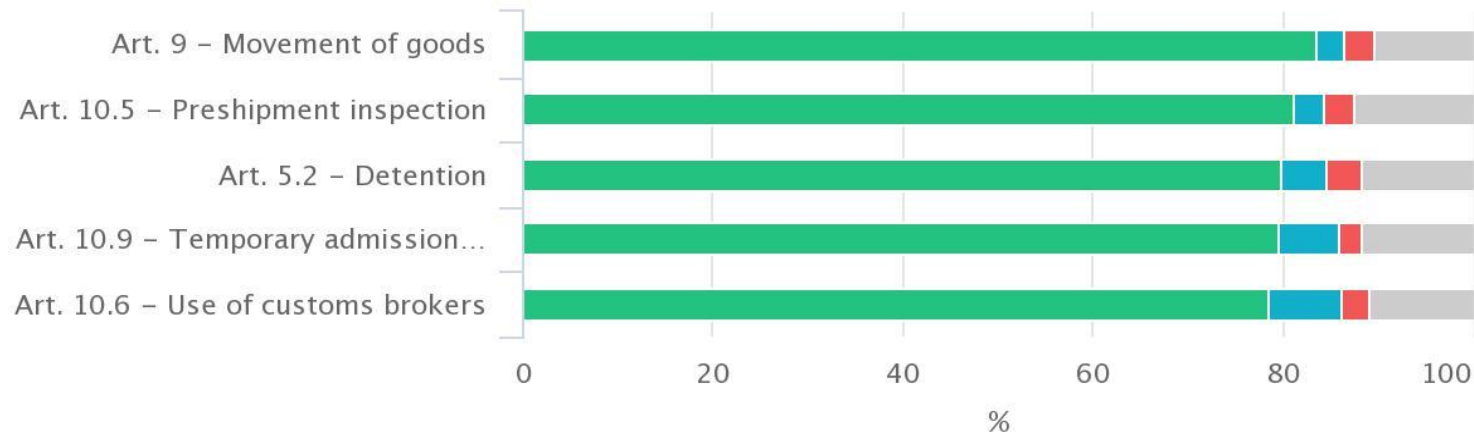
WTO Trade Facilitation Agreement: Implementation Commitments- All

TRADE



Top 5 measures with highest implementation rate

Based on implementation commitments by all WTO Members



- Rate of implementation commitments today
- Rate of implementation commitments requiring additional time
- Rate of implementation commitments requiring additional time and assistance
- Rate of implementation commitments yet to be designated

TFAD (Trade Facilitation Agreement Database) www.tfadatabase.org

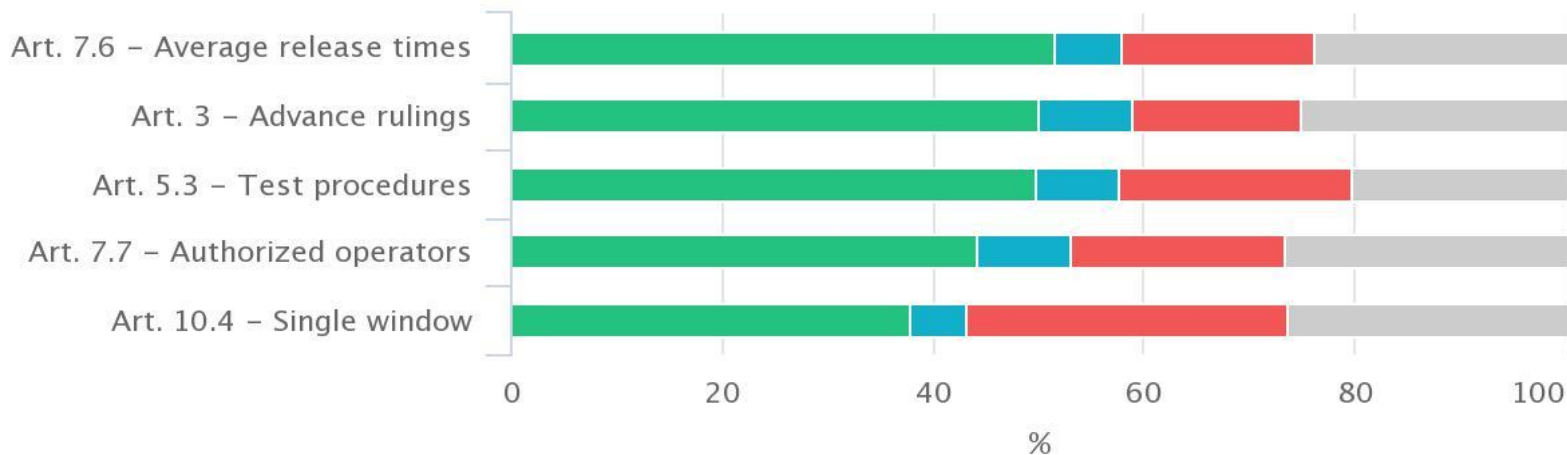
WTO Trade Facilitation Agreement: Implementation Commitments- All

TRADE



Bottom 5 measures with lowest implementation rate

Based on implementation commitments by all WTO Members

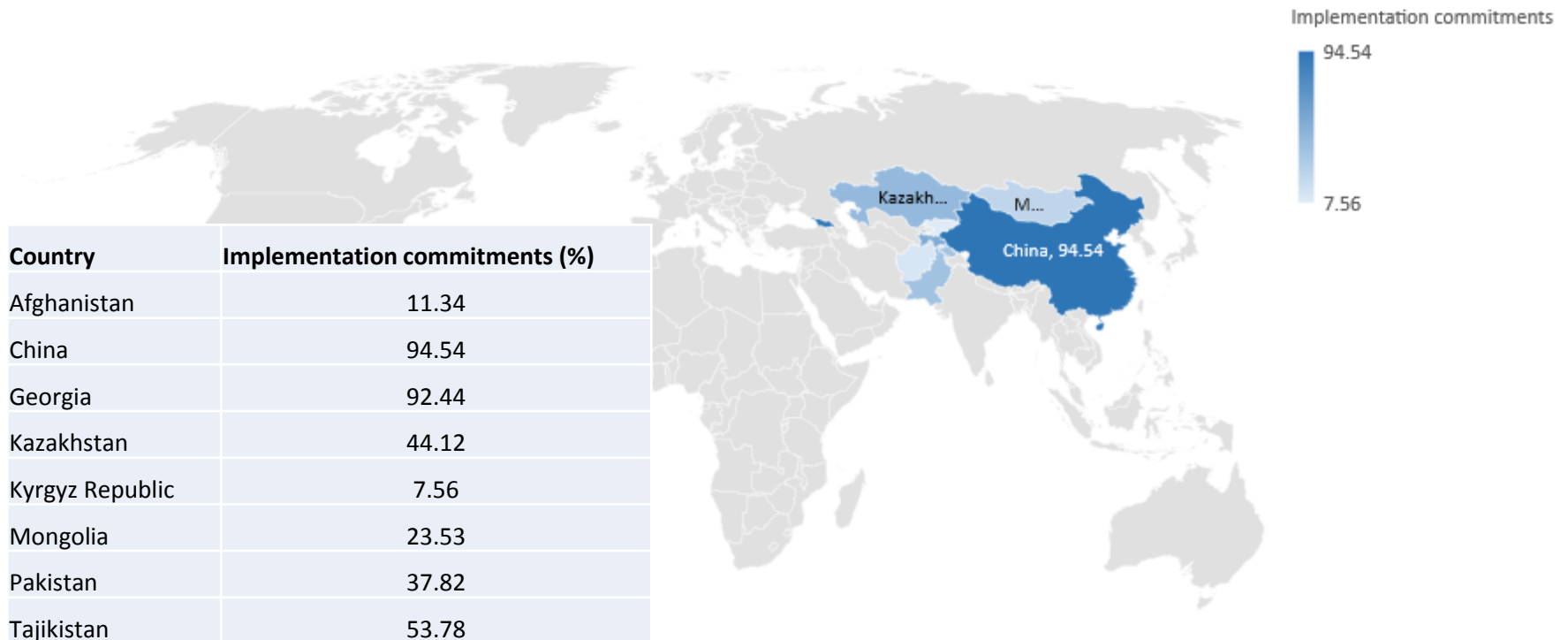


- Rate of implementation commitments today
- Rate of implementation commitments requiring additional time
- Rate of implementation commitments requiring additional time and assistance
- Rate of implementation commitments yet to be designated

TFAD (Trade Facilitation Agreement Database) www.tfadatabase.org

WTO Trade Facilitation Agreement: Implementation Commitments – CAREC **Cat A**

TRADE



Global Survey on Trade Facilitation and Paperless Trade Implementation 2017: **Background and Objective**

TRADE



- **Follow-up to the First UNRCs Global Survey on Trade Facilitation and Paperless Trade Implementation (2015)**
 - **Increasing number of partners, both global, regional and subregional:** UNCTAD, International Trade Centre, OECD, ADB, ASEAN, Oceania Customs Organization, Eurasian Economic Commission.
- **Objective:** *“to enable countries to better understand and monitor progress on implementation of TF, including paperless trade measures; to support evidence-based policy making, and highlight capacity building and technical assistance needs”*
 - In support of the WTO Trade Facilitation Agreement
 - as well as implementation of Sustainable Development Goals

Global Survey on Trade Facilitation and Paperless Trade Implementation: **Scope and Coverage**

TRADE



38 trade facilitation measures in 4 groups:

- General trade facilitation (TFA-related)
 - Transparency [e.g. publication of regulations on internet]
 - Formalities [e.g. application of risk management]
 - Institutional arrangement & cooperation [e.g., NTFCs]
- Transit facilitation (TFA-related)
- Paperless trade [e.g., e-customs declaration]
- Cross-border paperless trade [e.g., exchange of e-COs]

For 2017, newly added measures on:

- Trade facilitation for SMEs
- Agricultural trade facilitation
- Women in trade facilitation

Coverage: Global, 120 countries, **CAREC Members -9**

Global Survey on Trade Facilitation and Paperless Trade: **Indicators**

TRADE



Section A		
General TF measures	Transparency	<ul style="list-style-type: none"> 2. Publication of existing import-export regulations on the Internet 3. Stakeholder consultation on new draft regulations (prior to their finalization) 4. Advance publication/notification of new regulation before their implementation (e.g., 30 days prior) 5. Advance ruling (on tariff classification) 9. Independent appeal mechanism (for traders to appeal Customs and other relevant trade control agencies' rulings)
	Formalities	<ul style="list-style-type: none"> 6. Risk management (as a basis for deciding whether a shipment will or will not be physically inspected) 7. Pre-arrival processing 8. Post-clearance audit 10. Separation of Release from final determination of customs duties, taxes, fees and charges 11. Establishment and publication of average release times 12. Trade facilitation measures for authorized operators 13. Expedited shipments 14. Acceptance of paper or electronic copies of supporting documents required for import, export or transit formalities.
	Institutional arrangement and cooperation	<ul style="list-style-type: none"> 1. Establishment of a national trade facilitation committee or similar body 31. Cooperation between agencies on the ground at the national level 32. Government agencies delegating controls to Customs authorities 33. Alignment of working days and hours with neighbouring countries at border crossings 34. Alignment of formalities and procedures with neighbouring countries at border crossings

Global Survey on Trade Facilitation and Paperless Trade: **Indicators**

TRADE



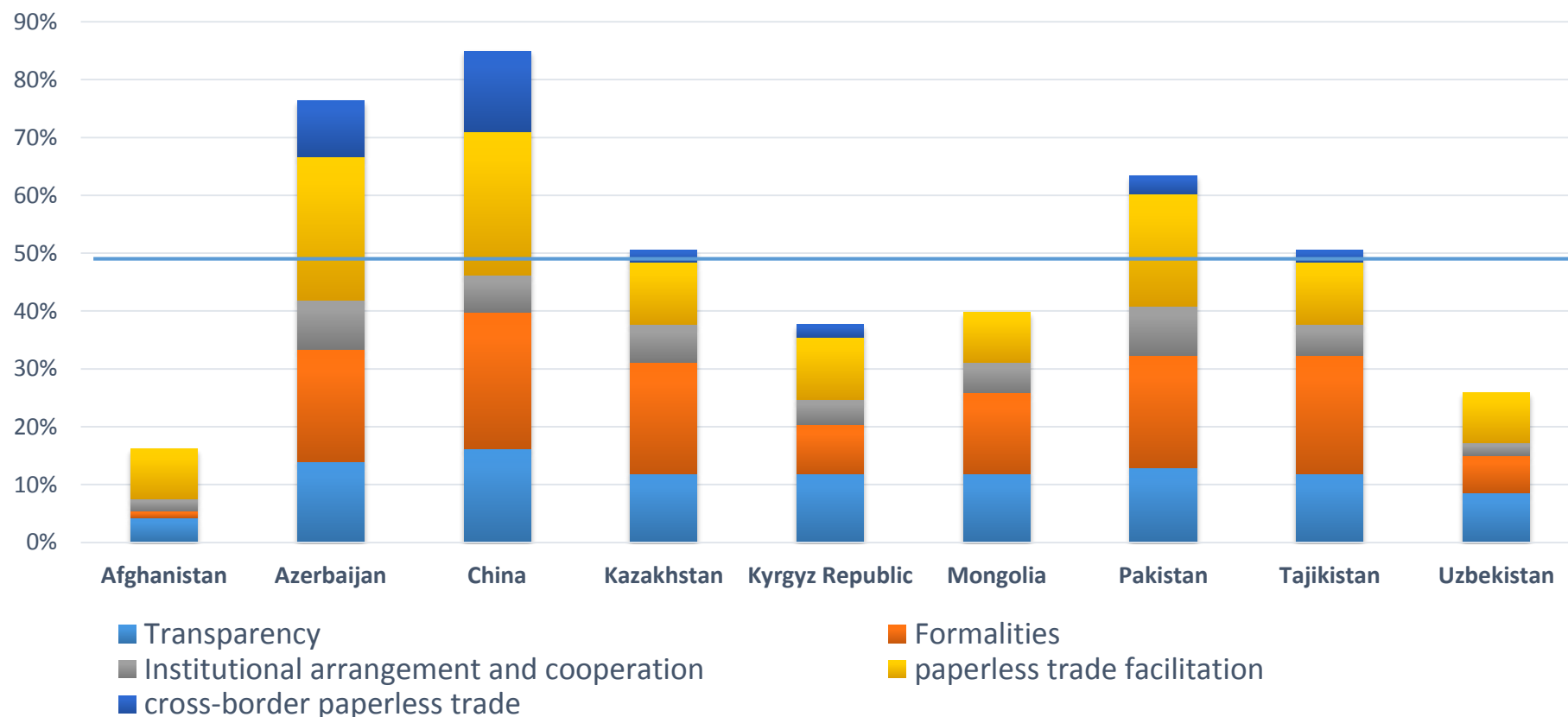
<p>Paperless trade</p>	<ul style="list-style-type: none"> 15. Electronic/Automated Customs System established (e.g., ASYCUDA) 16. Internet connection available to Customs and other trade control agencies at border-crossings 17. Electronic Single Window system 18. Electronic submission of Customs declarations 19. Electronic application and issuance of trade licences 20. Electronic submission of Sea Cargo Manifests 21. Electronic submission of Air Cargo Manifests 22. Electronic application and issuance of Preferential Certificate of Origin 23. E-Payment of customs duties and fees 24. Electronic application for customs refunds
<p>Cross-border paperless trade</p>	<ul style="list-style-type: none"> 25. Laws and regulations for electronic transactions are in place (e.g. e-commerce law, e-transaction law) 26. Recognized certification authority issuing digital certificates to traders to conduct electronic transactions 27. Engagement of the country in trade-related cross-border electronic data exchange with other countries 28. Certificate of Origin electronically exchanged between your country and other countries 29. Sanitary and Phytosanitary Certificate electronically exchanged between your country and other countries 30. Banks and insurers in your country retrieving letters of credit electronically without lodging paper-based documents

Global Survey on Trade Facilitation and Paperless Trade 2017: CAREC -9

TRADE

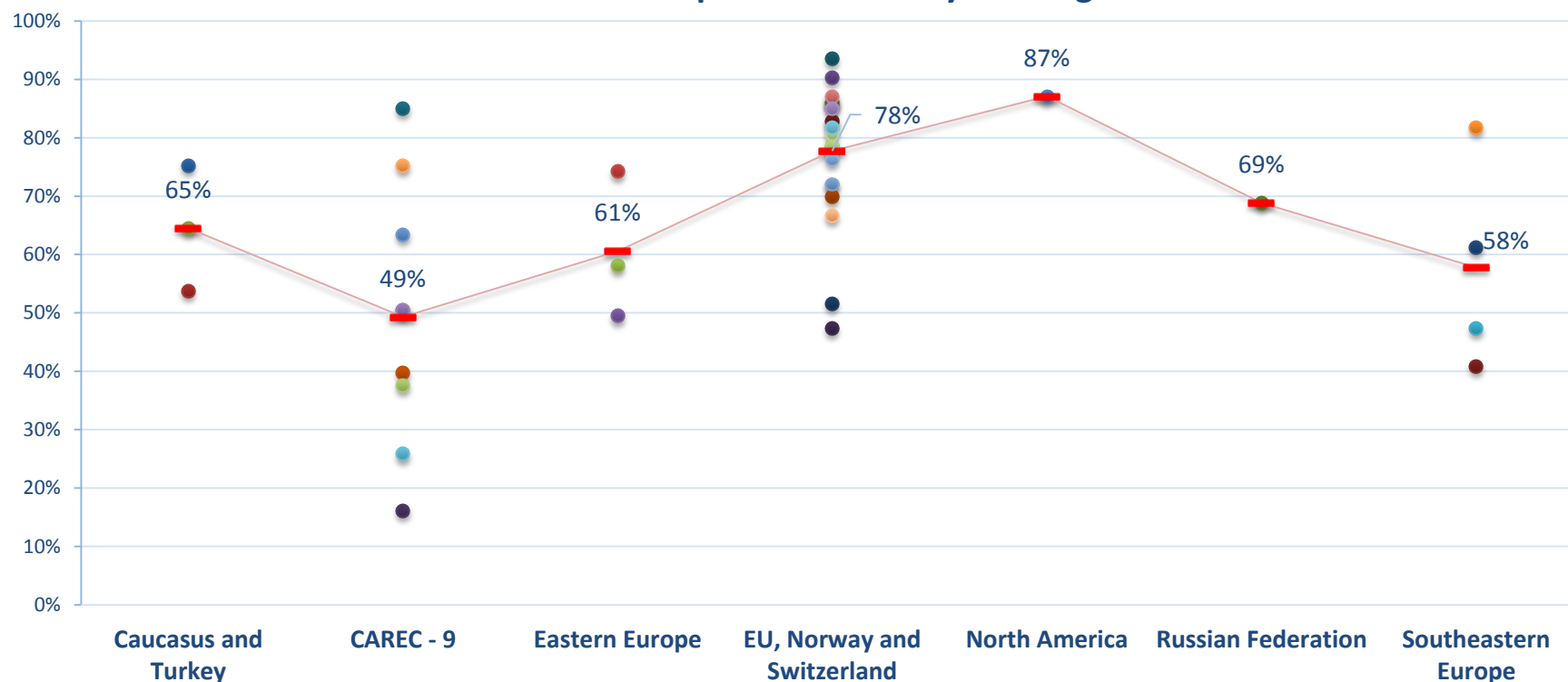


Overall Implementation Trade Facilitation Measures in CAREC Countries 2017



Global Survey on Trade Facilitation and Paperless Trade 2017: **Sub-regions**

Trade Facilitation Implementation by Sub-regions 2017



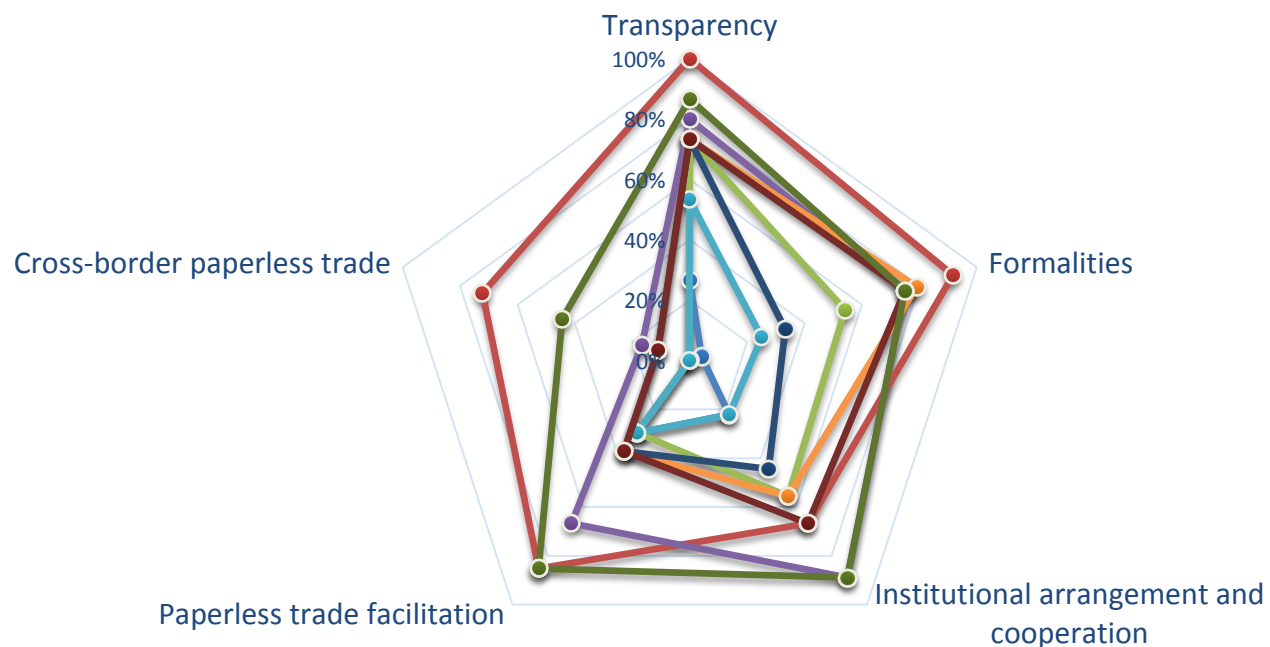
- Coloured circles represent the trade facilitation implementation of individual countries in respective sub regions. (in percentage)
- The coloured line represents the average implementation level by respective sub-regions

Global Survey on Trade Facilitation and Paperless Trade 2017: All Categories

TRADE



Implementation of Different Categories of Trade Facilitation Measures 2017



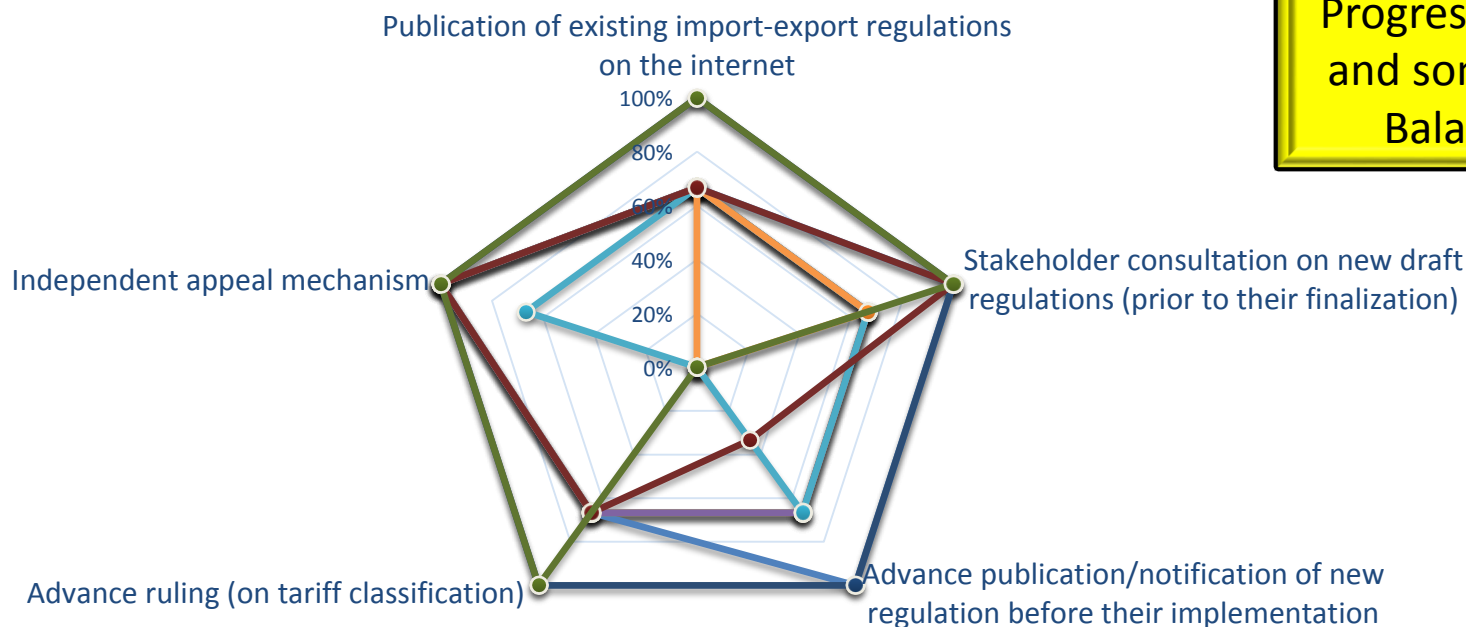
—●— Afghanistan —●— China —●— Mongolia —●— Pakistan —●— Uzbekistan —●— Tajikistan —●— Kyrgyzstan —●— Kazakhstan —●— Azerbaijan

Global Survey on Trade Facilitation and Paperless Trade 2017: **Transparency**

TRADE



Implementation of Transparency Measures



Progress Visible and somewhat Balanced

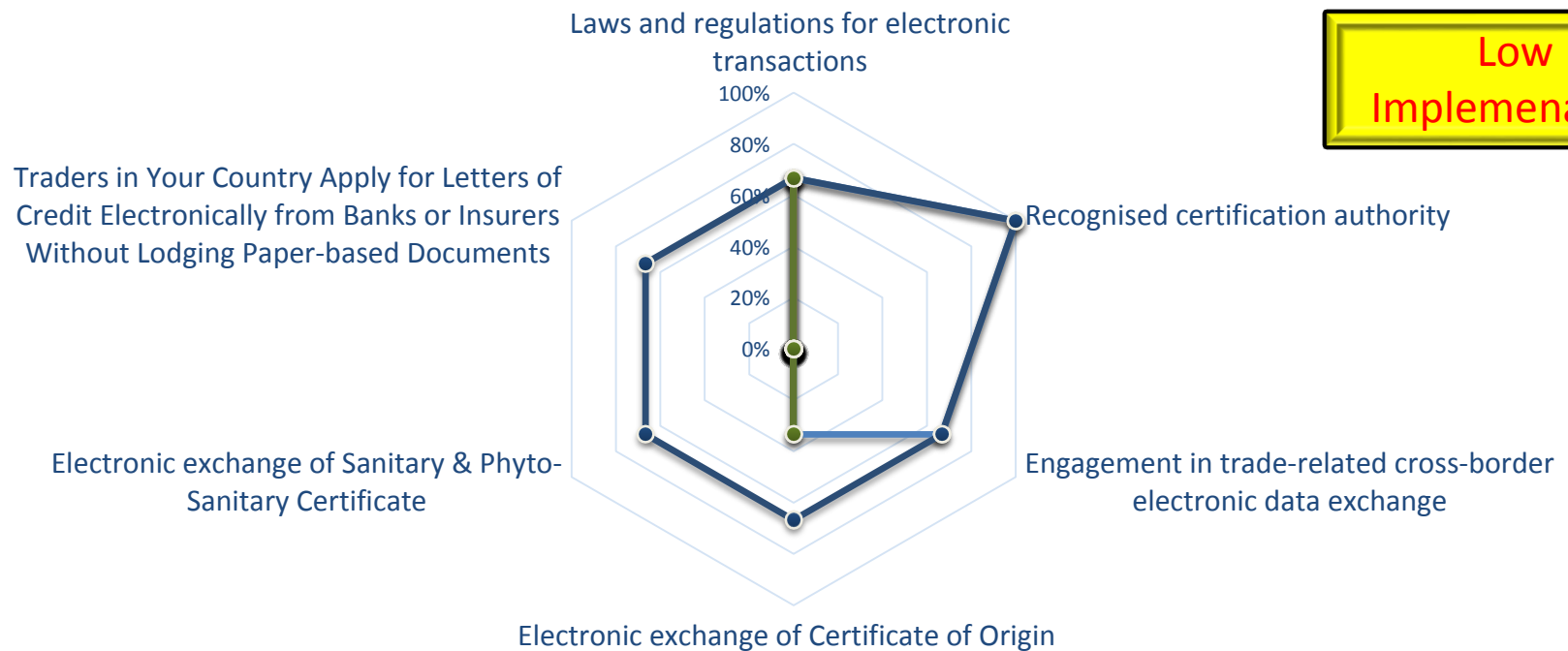
—●— Azerbaijan —●— Kazakhstan —●— Kyrgystan —●— Tajikistan —●— Uzbekistan —●— Afghanistan —●— China —●— Mongolia —●— Pakistan

Global Survey on Trade Facilitation and Paperless Trade 2017: **Cross-border Paperless Trade**

TRADE



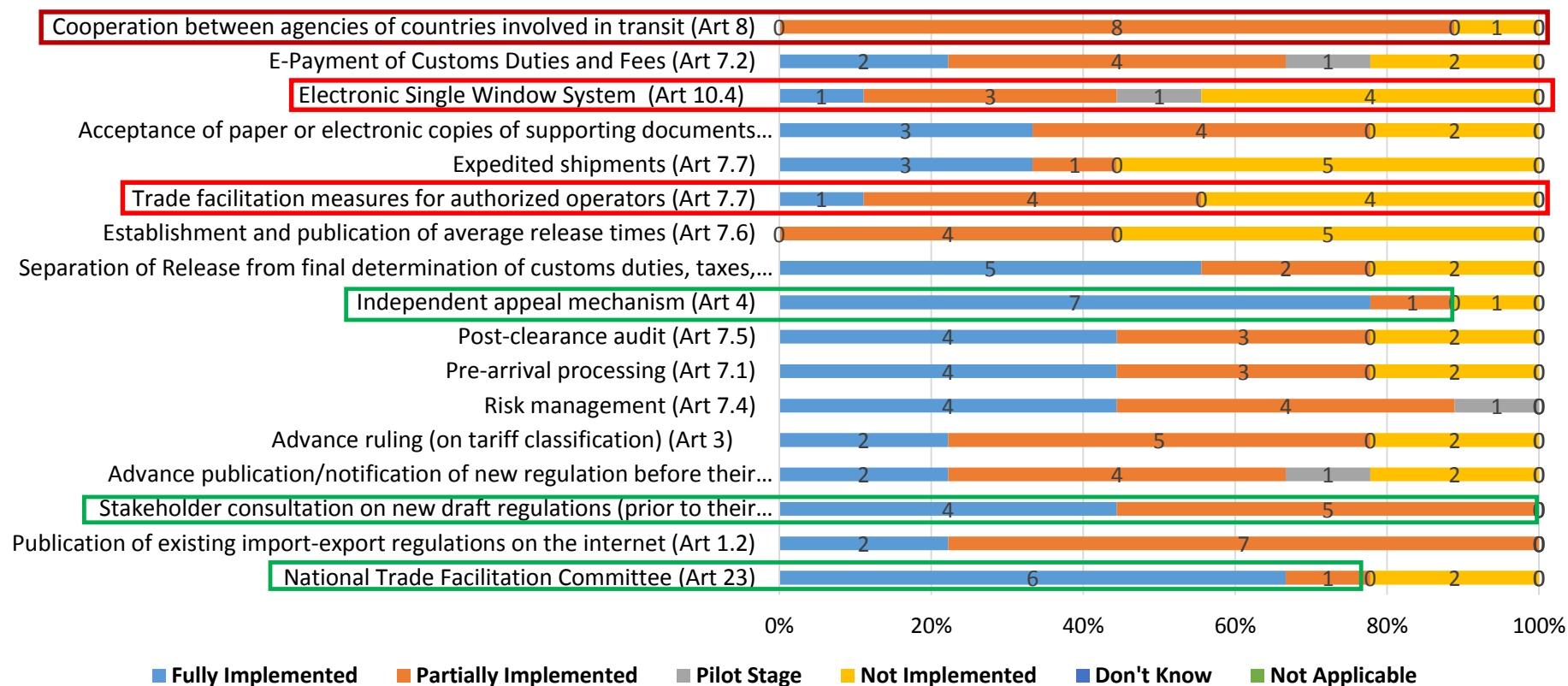
Implementation of Cross Border Paperless Trade Measures



● Azerbaijan ● Kazakhstan ● Kyrgystan ● Tajikistan ● Uzbekistan ● Afghanistan ● China ● Mongolia ● Pakistan

Global Survey on Trade Facilitation and Paperless Trade 2017: TFA Measures

Level of Implementation of WTO TFA Related Measures by CAREC-9



Global Survey on Trade Facilitation and Paperless Trade: **Specific areas of attention**

TRADE



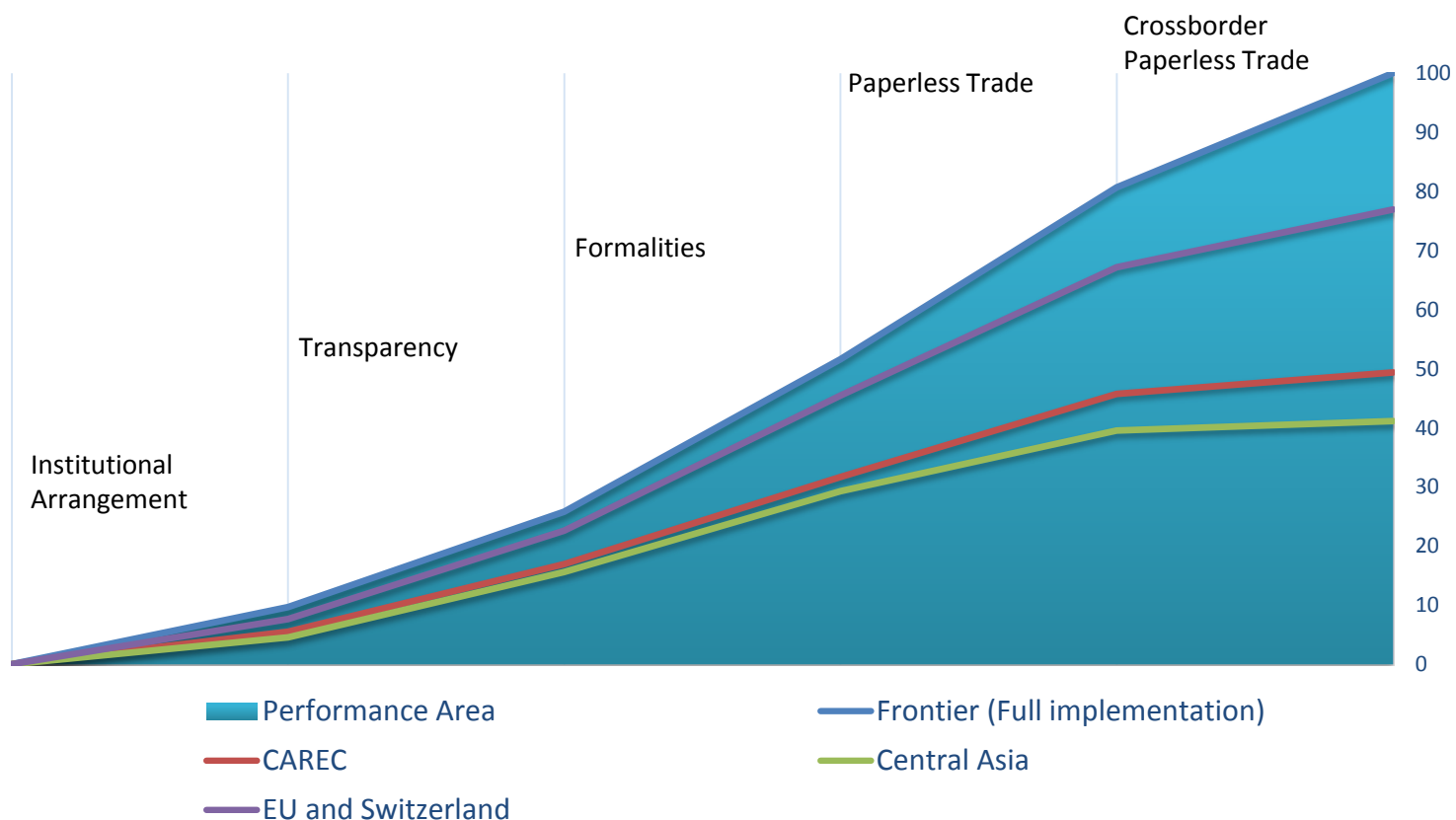
- Publication of regulations before publications, expedited shipments, fuller implementation of pre-arrival processing, risk management
- Major reforms required in paperless trade and cross-border paperless trade categories including on :
 - Actual implementation of the measures while legal framework is partially in place.
 - Electronic issuance and submission of certificates, single window, e-payments of customs duties, manifests and licenses, (paperless trade)
 - Electronic exchange of certificate of origin, SPS certificate, trade – related cross border data, electronic letter of credit, recognized certification authority (cross border paperless trade)
- Trade facilitation for SMEs and agriculture sector, facilitate women participation

Global Survey on Trade Facilitation and Paperless Trade 2017: **The ladder**

TRADE



Moving up the ladder in Trade Facilitation



Global Survey on Trade Facilitation and Paperless Trade: Potential Success Factors

TRADE



Trade Facilitation is a step by step process

- Institutional arrangement for prioritizing policy reforms (national trade facilitation roadmap, clear role of NTFCs, private sector engagement)
- Transparent trade processes
- Simpler formalities
- Paperless systems
- Gradual uptake or application of international standards

Towards 2030 Agenda for Sustainable Development

- Inclusive and sustainable Trade Facilitation – SMEs, agriculture sector, women participation

Conclusions

TRADE



Disparities across sub-regions in TF



But many countries actively moving beyond WTO TFA implementation towards paperless trade & cross-border paperless trade but more needs to be done



The 2030 Sustainable Development Agenda – SMEs, agriculture, women



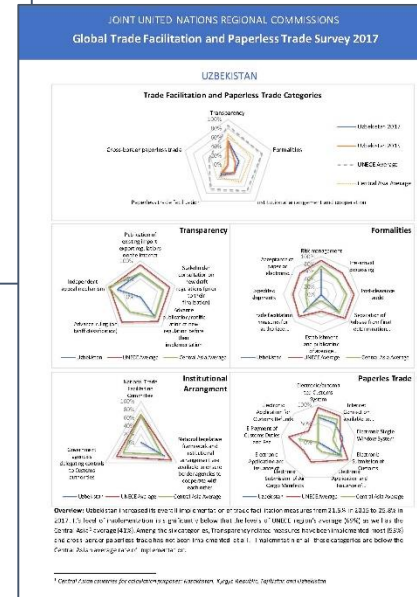
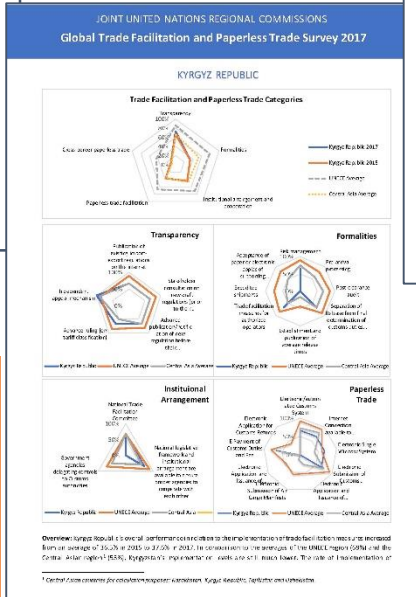
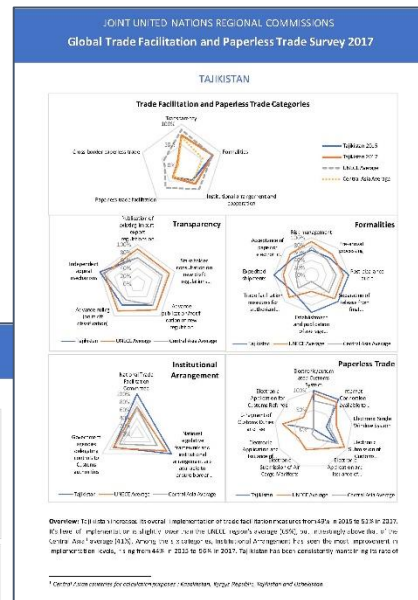

Need for deeper analysis of country results

Global Survey on Trade Facilitation: Country Analysis

TRADE



<http://www.unece.org/tradewelcome/outreach-and-support-for-trade-facilitation/global-survey-on-trade-facilitation-and-paperless-trade.html>




Drafts ready.
Publication -
in few weeks

UN/CEFACT work for TF and Paperless Trade

TRADE



40 Policy Recommendations



440 e-Business Standards

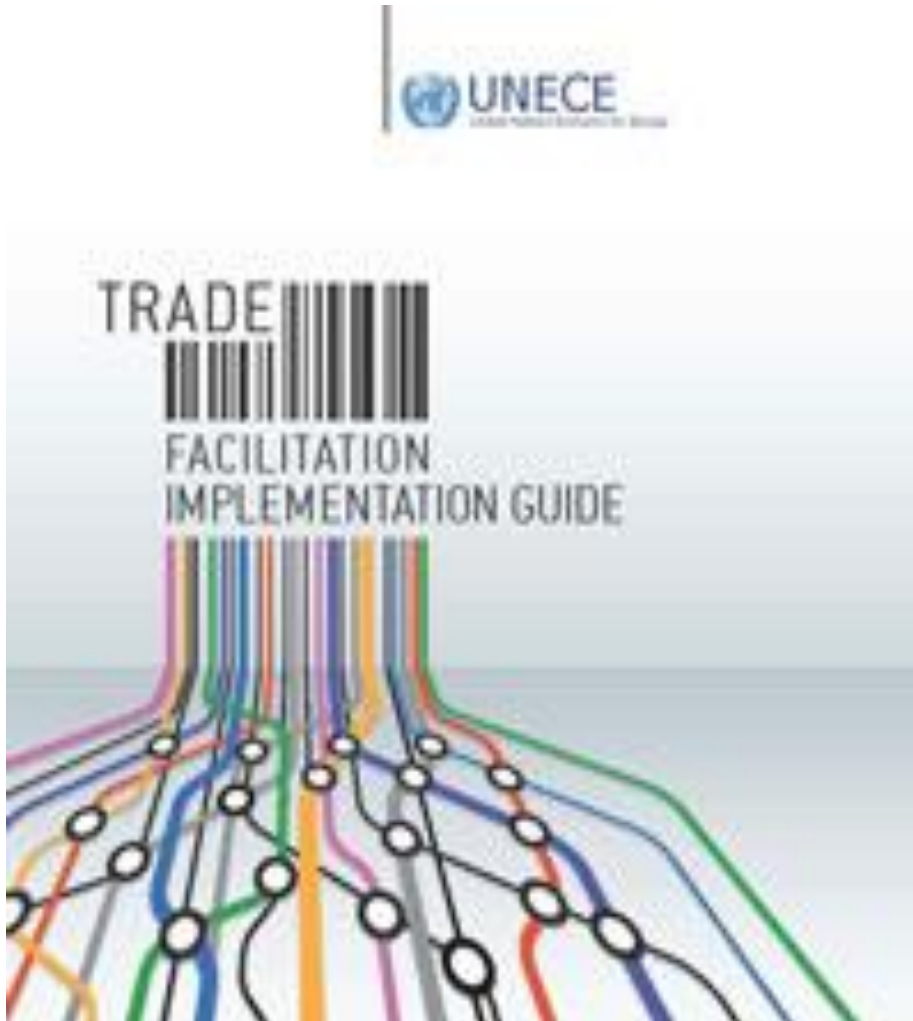


Guidelines, Briefs, Case Studies



UN Trade Facilitation Implementation Guide (TFIG)

TRADE



<https://tfig.unece.org>

Available in five languages including Arabic, English, French, Russian and Spanish

Revised itinerary on WTO-Trade Facilitation Agreement – December 2018



TRADE



Thank you!



Salehin Khan
Trade Facilitation Section
khan.salehin@un.org

Date 05 | 09 | 2018, Ashgabat