



**Workshop on Corridor Performance
Measurement and Monitoring and CAREC
Results framework**

**Trade Facilitation
Indicators under CAREC
Results Framework**

Almaty, 2 March 2010

Background

- SOM in May 2009 in Ulaanbaatar, Mongolia considered a proposal to develop a CAREC Program Results Framework
- It will serve as basis for annual comprehensive development effectiveness review, tracking progress and achievements

CAREC Results Framework

**Level 1: CAREC Countries'
Development Outcomes**

***Level 2: CAREC Priority
Sector Outputs***

**Level 3: Operational and
Organizational
Effectiveness**

CAREC Partners Working Together:

- Project Staff
- MI Country Missions and Headquarters
- In-Country National Focal Point Advisor Teams
- CAREC Unit / Results Management Coordinator
- Sector Coordinating Committees (RJC)
- Senior Officials' Meeting
- Ministerial Conference

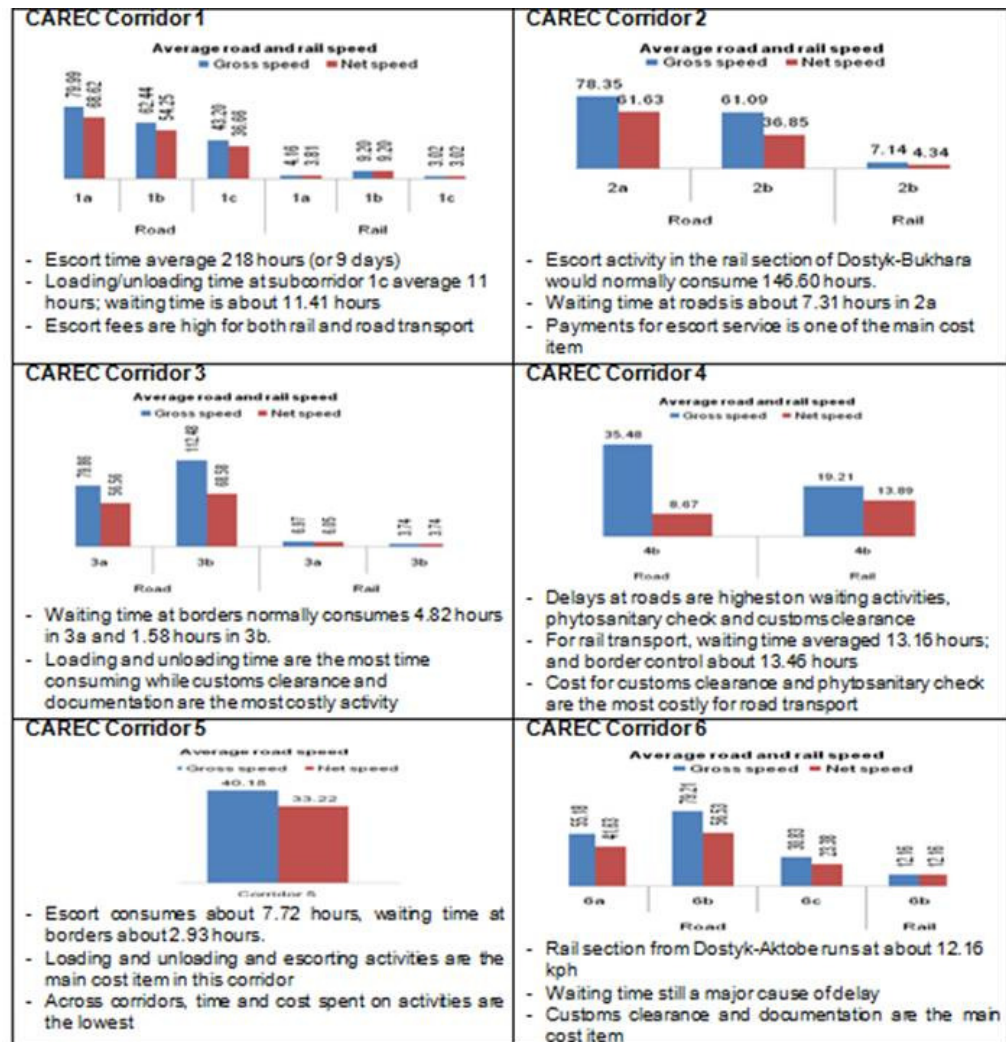
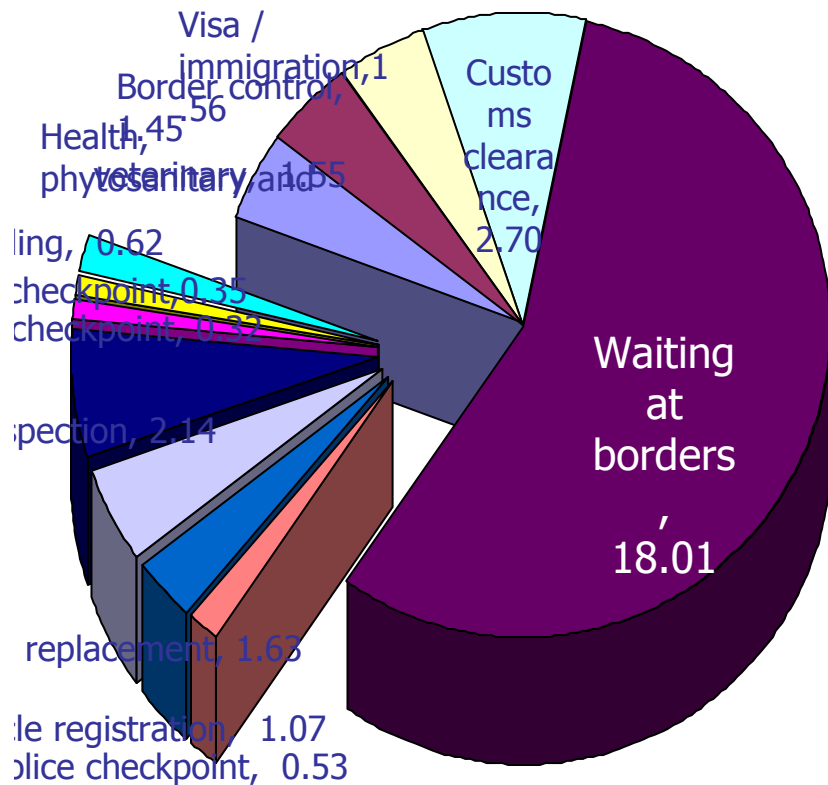
Level 2: CAREC Priority Sector Outputs

Level 2 Indicators presents an overview of outputs delivered through CAREC priority sectors during the review period, and assesses their potential contribution to the broader development outcomes of the CAREC region:

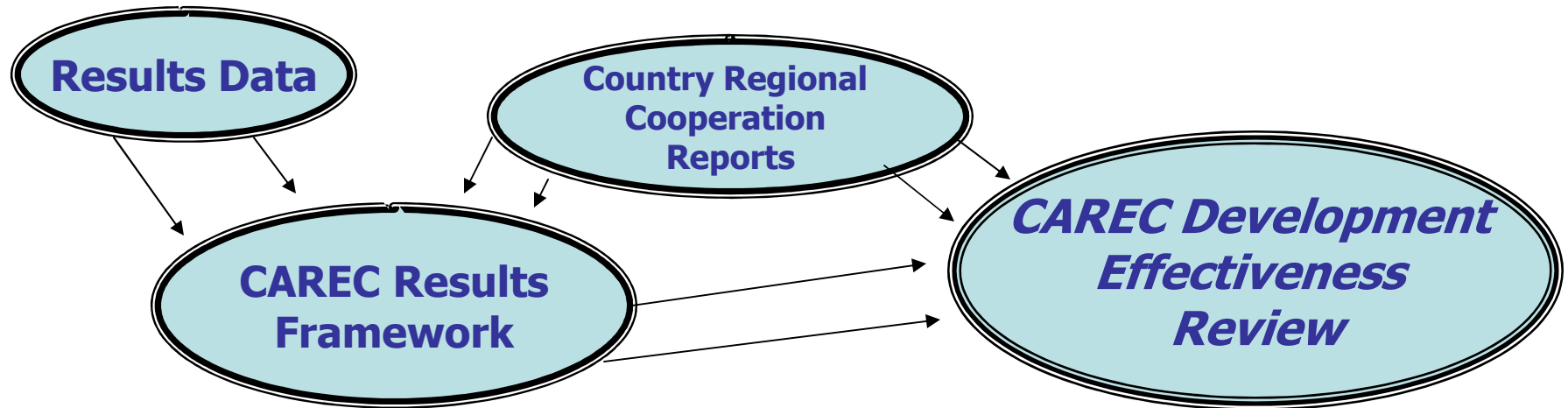
Priority Sectors:

- transport,
- trade facilitation,
- trade policy, an
- energy

Corridor Performance Measurement and Monitoring



Development Effectiveness Review



Results Framework serves as the basis of a CAREC Development Effectiveness Review (DEfR) that tracks broader progress of CAREC Program

RJC Meeting 24 February 2010 in Tashkent

- RJC agreed to provide annual data to the SOM the following *Trade Facilitation indicators*
 - Time taken to clear border crossing
 - Costs incurred at border crossing clearance
 - Speed taken to travel corridor section
 - Costs incurred to travel corridor section
- Other indicators may be added later to provide a more balanced and comprehensive picture

Thank You

Спасибо

谢谢