

Joint Meeting of  
Transport Sector Coordinating Committee and  
Trade Facilitation/Customs Cooperation Committee  
11-12 June 2008  
Baku, Azerbaijan

## Action Plan for Implementation of Transport and Trade Facilitation Strategy



Haruya Koide & Ying Qian  
Asian Development Bank

1

## Contents

**Section 1: Progress made for Action Plan for  
Implementation of Transport  
and Trade Facilitation Strategy**

**Section 2: Action Plan**

**Section 3: Proposed Annual Reviews  
During Implementation**



2

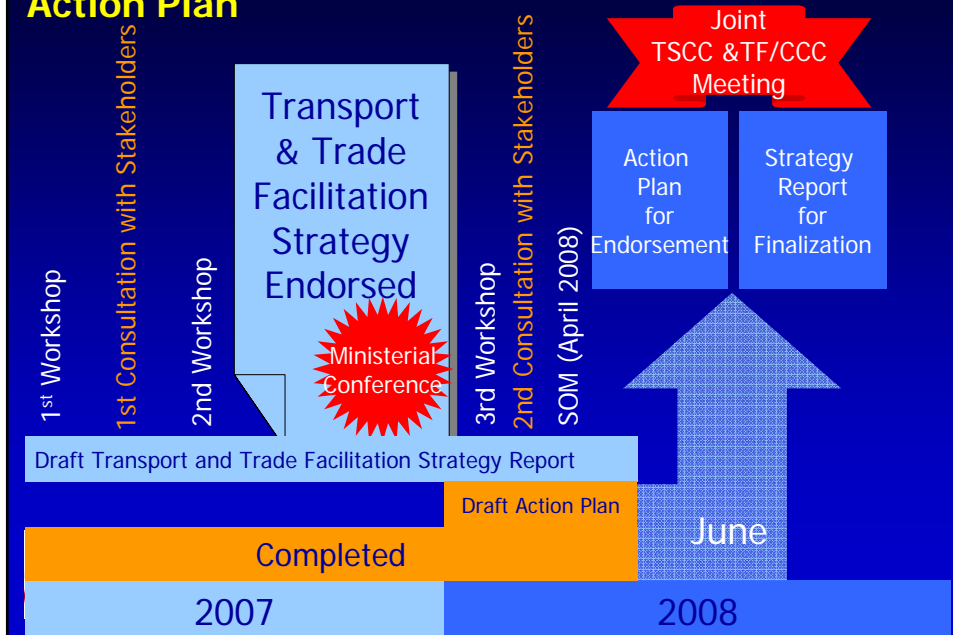
# Section 1

## Progress made for Action Plan for Implementation of Transport and Trade Facilitation Strategy



3

### Transport and Trade Facilitation Strategy and Action Plan



## Section 2

### Action Plan



5

### Draft Action Plan Matrix - Format

- Developed based on the Indicative Result Framework attached to the Transport and Trade Facilitation Strategy
- 10 years from 2008



6

## Draft Action Plan – 3 Goals



- Establishment of competitive corridors across the CAREC region
- Facilitation of efficient movement across borders
- Development of sustainable, safe, and user-friendly transport and trade networks

Action Plan supports broad based actions:

- Competitive Corridor Development and Management
- Trade Facilitation
- Sustainability Enhancement



## Draft Action Plan

### Competitive Corridor Development and Management

- Outcomes
  - Increased transit and intraregional trade
  - Reduced transport costs and travel time
  - Improved regional transport network with sufficient funding for maintenance and private sector participation
- Milestones and Indicators (by 5<sup>th</sup> and 10<sup>th</sup> year)
  - CAREC corridors: 75% -> 100%
  - Increased transit trade: 2% -> 5%
  - Reduced time at borders: 50% -> 20%
  - Maintenance: \$1,000/km/year (by 10 years)



8

## Draft Action Plan

### Trade Facilitation

- Outcomes
  - Improved efficiency in Customs operations with appropriate risk management, increased transit trade, and increased in number of skilled staff
  - Increased transit and intraregional trade
  - Improved logistics industry
- Milestones and Indicators (by 5th and 10th year)
  - Increased transit trade: 2% -> 5%
  - Increased intraregional trade: 50% -> 100%
  - Reduced time at borders: 50% -> 20%



9

## Draft Action Plan

### Sustainability Enhancement

- Outcomes
  - Reduced pollution and accidents
  - Improved civil aviation safety
  - Improved mobility of people
- Milestones and Indicators (by 5th and 10th year)
  - Increased number of transport equipment meeting the international standards: 30%->50%
  - Reduced road and air accidents: 20% -> 50%



10

## Draft Action Plan - Investment and TA Projects

### Next 10 Years

- **68 investment projects: about \$28 billion**
  - New: 47 Projects (\$19 billion)
  - Ongoing: 21 Projects (\$9 billion)
- **62 TA Projects: about \$62 million**



11

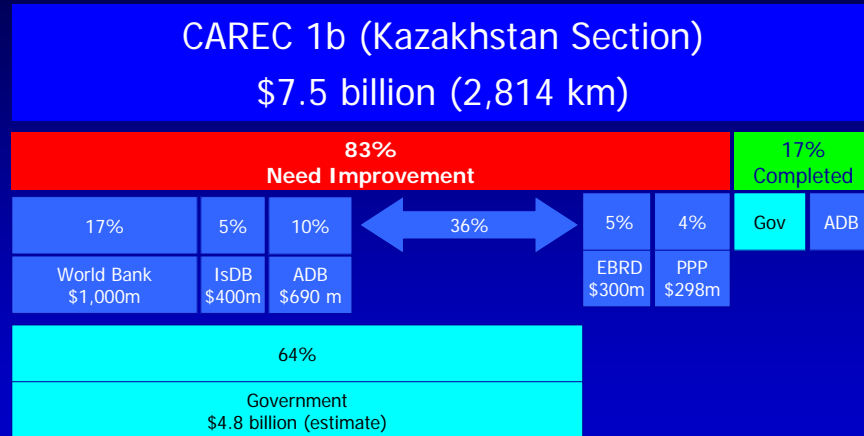
## Draft Action Plan - Investment Projects by Country (\$ billion)

AFG	0.7
AZE	2.2
PRC	7.3
KAZ	13.4
KGZ	0.6
MON	1.0
TAJ	0.5
UZB	1.0
Regional	0.8
Total	27.5



12

## Corridor Investment - Example



13

## Draft Action Plan - Financing Plan (Preliminary) for New Investment Projects

Source	Amount (\$ billion)
CAREC Governments	5
Development Partners <sup>a</sup>	4
Private Sector	5
Financing Gap	5
<b>Total</b>	<b>19</b>



<sup>a</sup> Estimated based on projects included in development partners' assistance programs during 2008–2010.  
(Source: CAREC Transport Sector Update, April 2008)

14

## Draft Action Plan - Corridor Performance Measurement

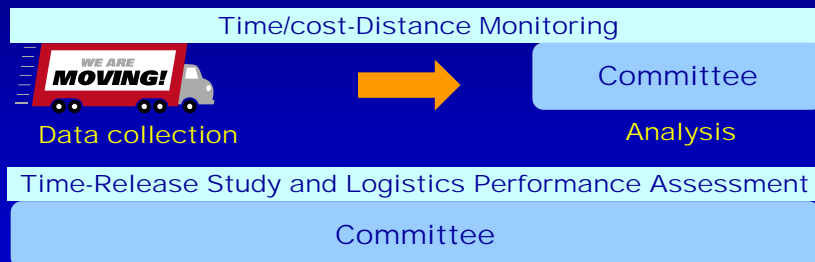
- |  |   |
|--|---|
| ① Physical infrastructure (transport, logistics, and customs)  | ① Time-distance analysis along selected CAREC corridors           |
| ② Customs and other trade/transport regulations and procedures | ② Time-release analysis (Customs procedures) at the CAREC borders |
| ③ Logistics services   | ③ Logistics analysis along selected CAREC corridors               |



15

## Draft Action Plan - Institutional Arrangements for Corridor Performance Measurement

- Overall Leadership: National Transport and Trade Facilitation Committee (the Committee)
- Committee Composition:
  - All government agencies with transport- and trade- related functions and responsibilities;
  - Freight Forwarders Association



ADB will provide technical assistance in partnership with other development agencies.

16



## Draft Action Plan

### Show Case Corridors for Corridor Performance Monitoring

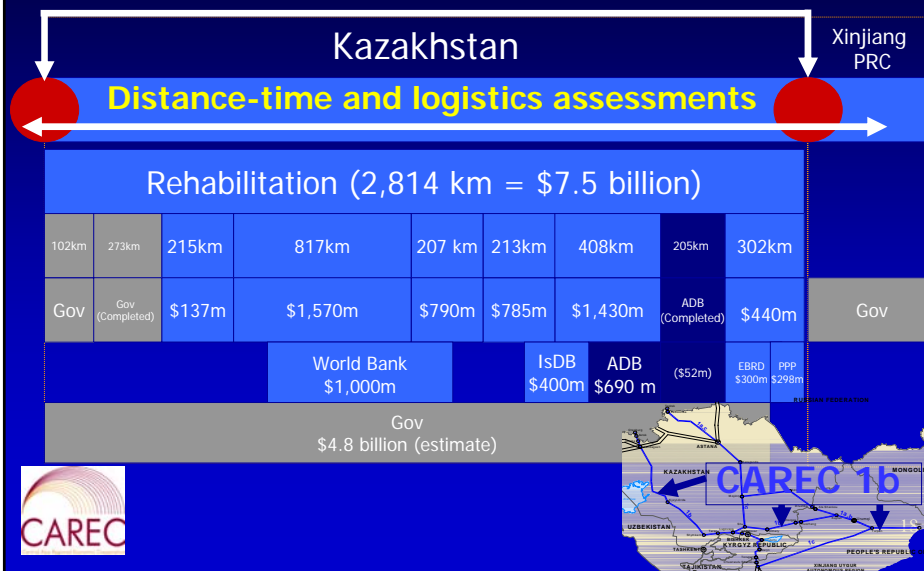
- All CAREC DMCs expressed their desires to include CAREC corridors traversing through their countries for pilot performance assessment, during the 2<sup>nd</sup> consultation (February-March 2008)
- In response to this and a comprehensive assessment, CAREC Corridors 1b, 2a, 3b, 4b, 5, and 6c were selected for performance assessment, out of the 13 CAREC subcorridors.



17

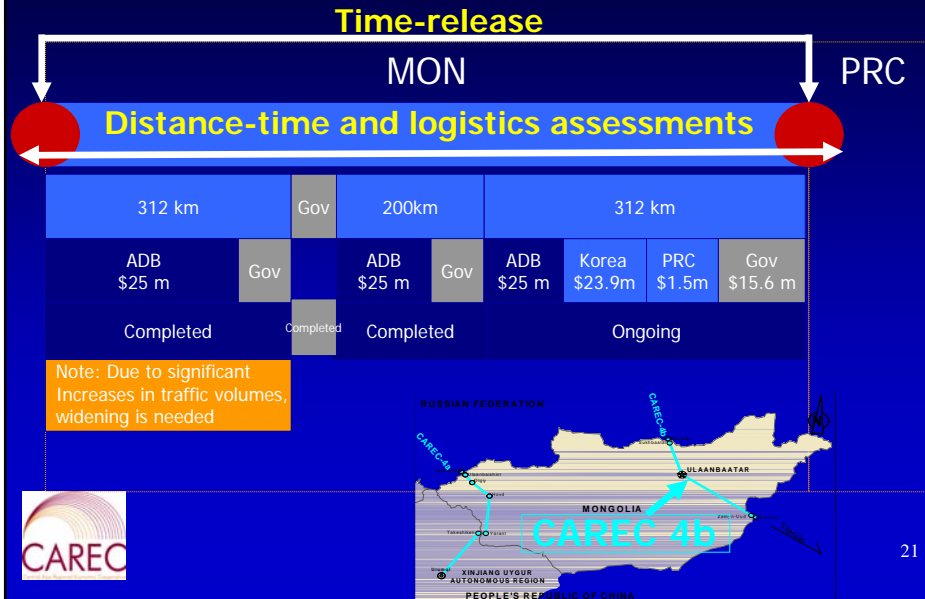
## Corridor Performance Monitoring CAREC 1b (3,922 km)

### Time-release

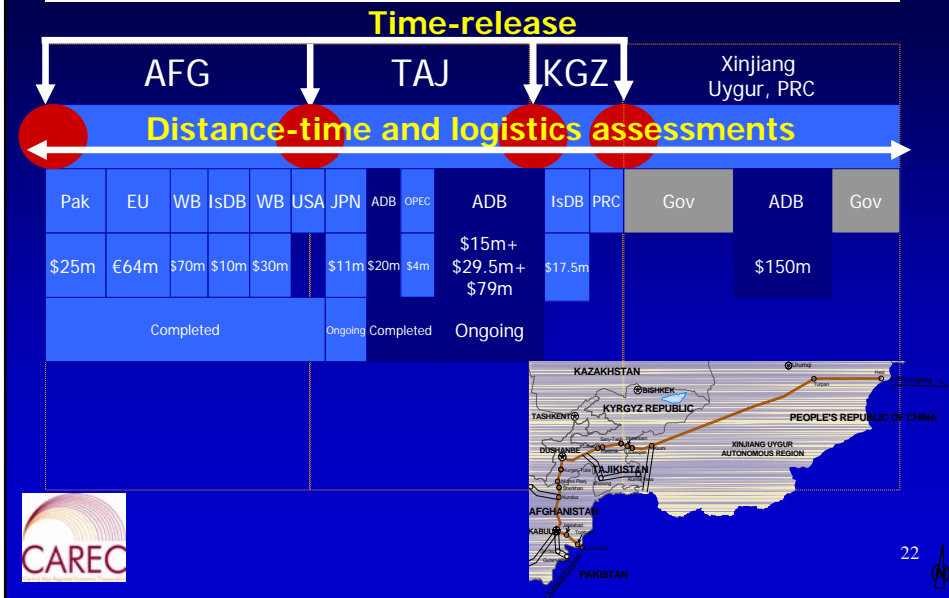




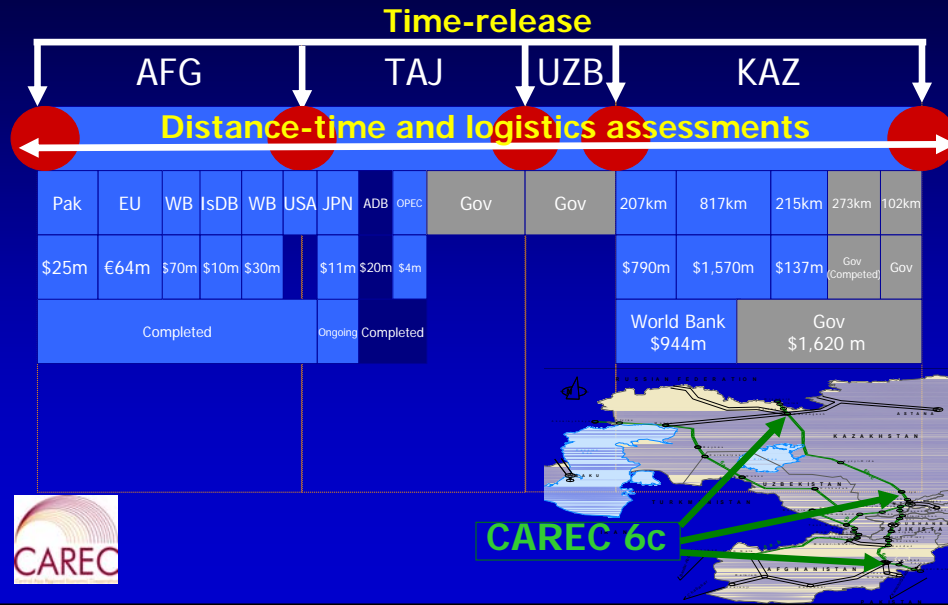
## Corridor Performance Monitoring CAREC 4b (1,041 km)



## Corridor Performance Monitoring CAREC 5 (3,682 km)



## Corridor Performance Monitoring CAREC 6c (3,419 km)

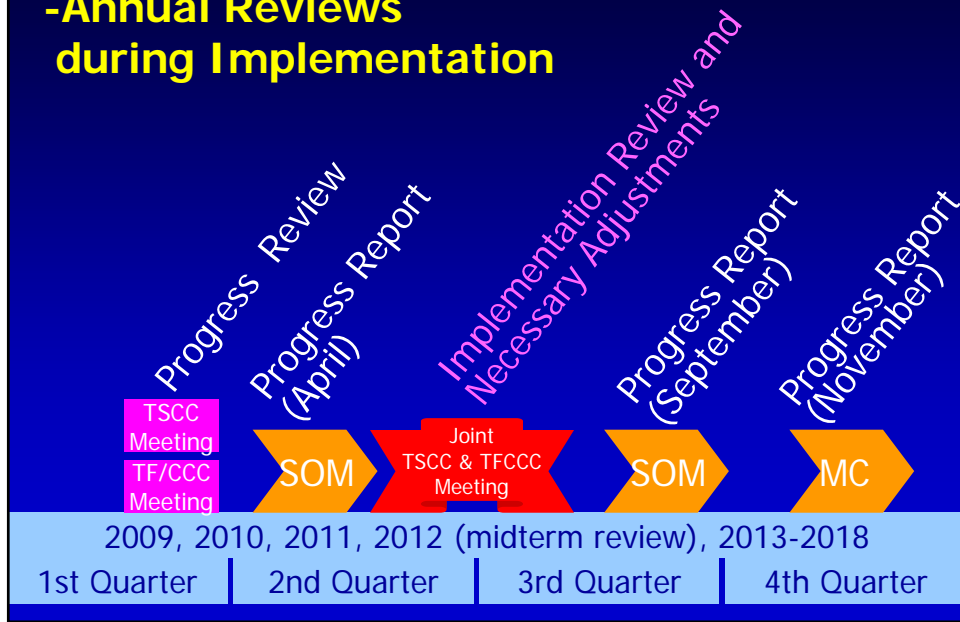


## Section 3

### Proposed Annual Reviews During Implementation



## Action Plan -Annual Reviews during Implementation



CAREC Participating Countries  
with  
Their Development Partners



Achieving Results  
Together





Thank you



27

The main text  
of  
the Action Plan  
will be shown



28

## For More Information

### Contact

Mr. Haruya Koide  
Principal Infrastructure Finance Specialist

Central and West Asia Department  
Asian Development Bank  
E-mail: [hkoide@adb.org](mailto:hkoide@adb.org)  
Phone: 63-2-632-6124  
Fax: 63-2-636-2428

or

Mr. Ying Qian  
Principal Financial Economist (Financial Sector)

East Asia Department  
E-mail: [yqian@adb.org](mailto:yqian@adb.org)  
Phone: 63-2-632-6396  
Fax: 63-2-636-2424

