



Comparing Methodologies of Different Approaches

Andy Sze / Max Ee





Table of Contents

1 World Bank Doing Business

2 Logistics Performance Index LPI

3 UN Business Process Analysis BPA

4 Global Competitiveness Index



Doing Business – Trading Across Borders

Performance of 190 countries and 12 topics. The Trading Across Borders was the most relevant for transport and logistics effectiveness of a country. It is compiled by

- (1) Domestic transport,
- (2) Border Compliance
- (3) Documentary Compliance

FIGURE 1 What makes up the time and cost to export to an overseas trading partner?

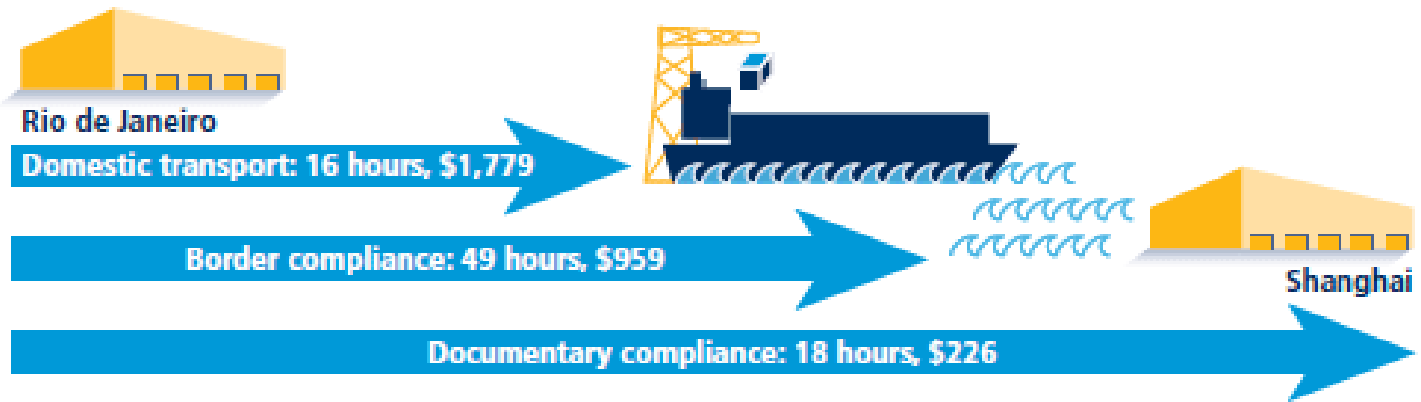
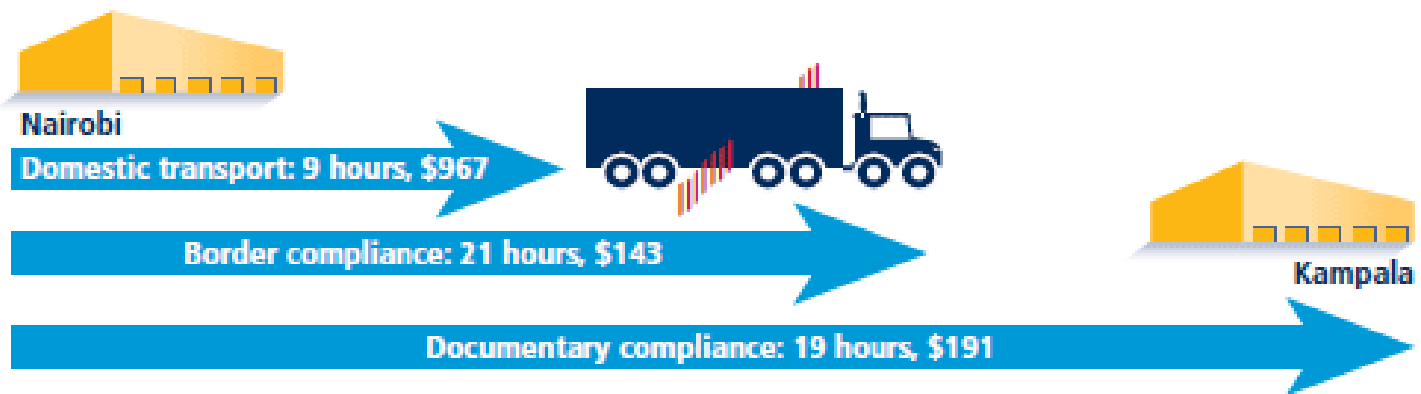


FIGURE 2 What makes up the time and cost to export to a regional trading partner?





Doing Business and CPMM

Comparisons	Doing Business	CPMM
Metrics	Time and Cost	Time, Cost, Reliability
Focal Topics	Domestic Transport Border Compliance Documentary Compliance	Domestic Transport Border Compliance International Transport
Modes	Sea Road Rail	Road Rail
Origin-Destination	Largest city in the origin and destination country	Specific cities ALONG CAREC CORRIDORS
Products	Imports (HS 8708) Containerized Auto Parts, 15 metric tons Exports Varies	Product Specific under 21 classifications
Ranking	Ranks Countries (25% of time and cost of import/export)	Does not Rank Countries but Ranks CAREC Corridors.



Scope of Doing Business

Documentary compliance

Obtaining, preparing and submitting documents during transport, clearance, inspections and port or border handling in origin economy

Obtaining, preparing and submitting documents required by destination economy and any transit economies

Covers all documents required by law and in practice, including electronic submissions of information as well as non-shipment-specific documents necessary to complete the trade

Border compliance

Customs clearance and inspections by customs

Inspections by other agencies (if applied to more than 20% of shipments)

Port or border handling at most widely used port or border of economy

Domestic transport

Loading and unloading of shipment at warehouse, dry port or border

Transport by most widely used mode between warehouse and terminal or dry port

Transport by most widely used mode between terminal or dry port and most widely used border or port

Traffic delays and road police checks while shipment is en route



Documentary Compliance

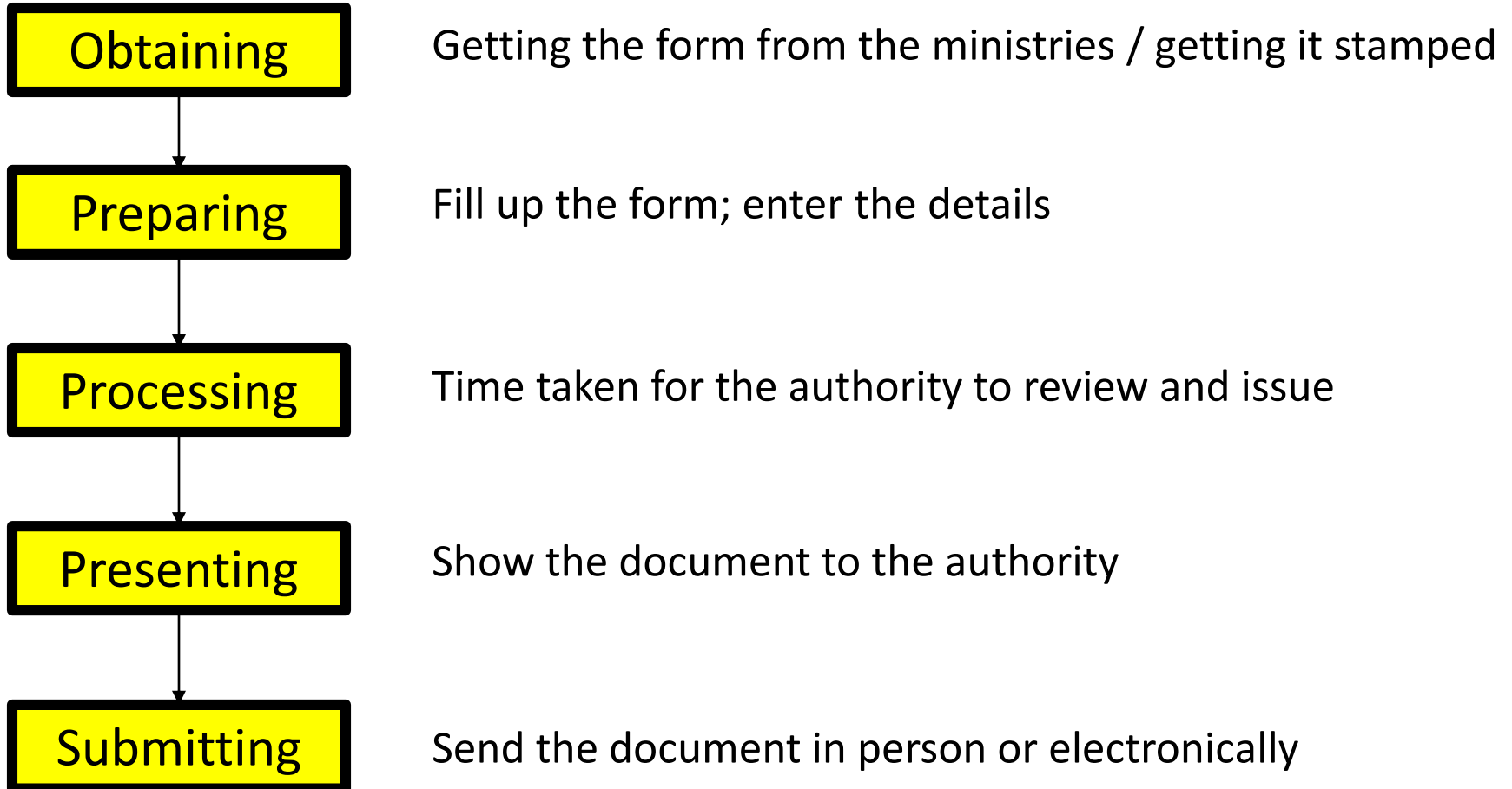




Table of Contents

1 World Bank Doing Business

2 Logistics Performance Index LPI

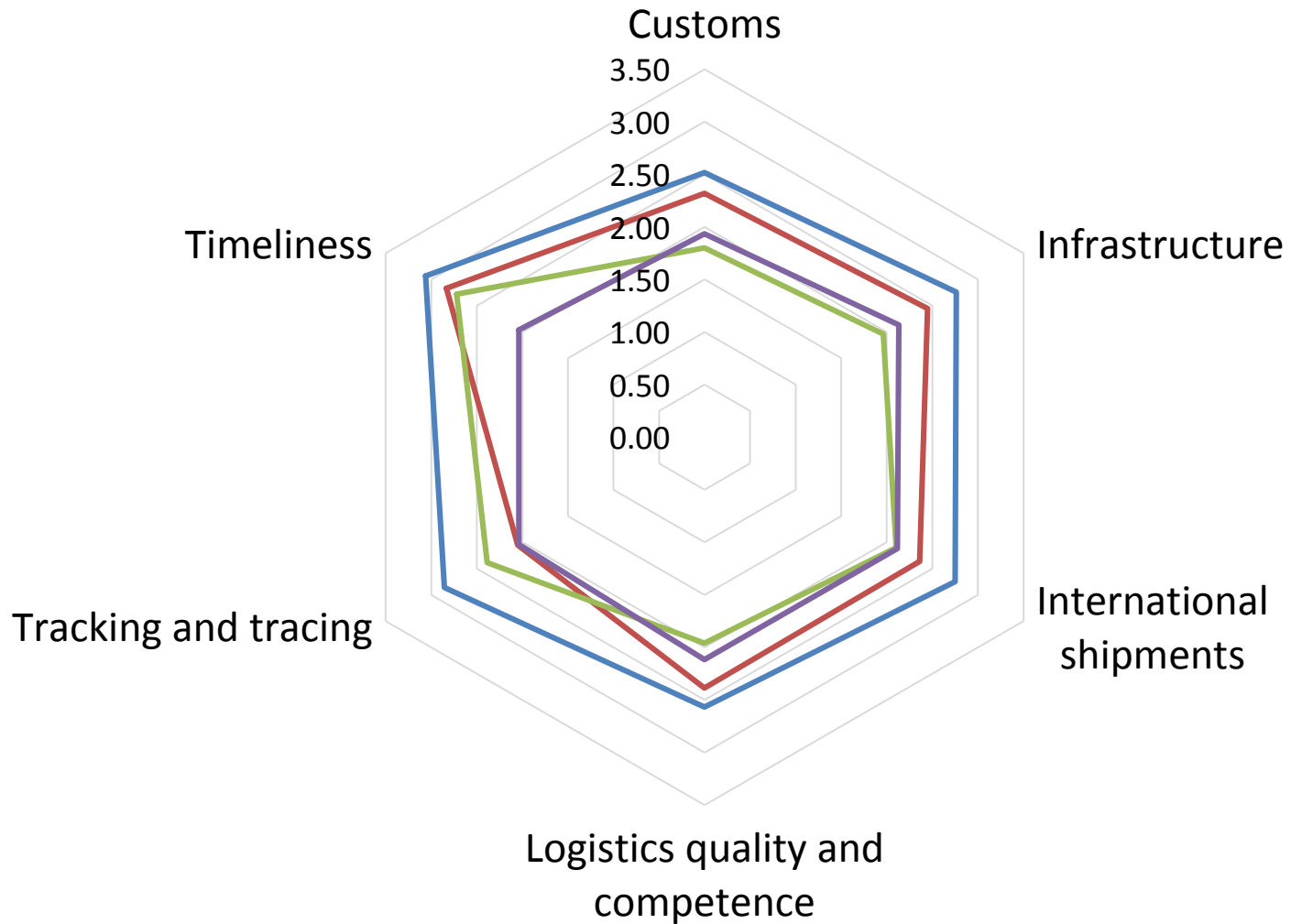
3 UN Business Process Analysis BPA

4 Global Competitiveness Index



Logistics Performance Index LPI

— Kazakhstan — Uzbekistan — Kyrgyz Republic — Tajikistan



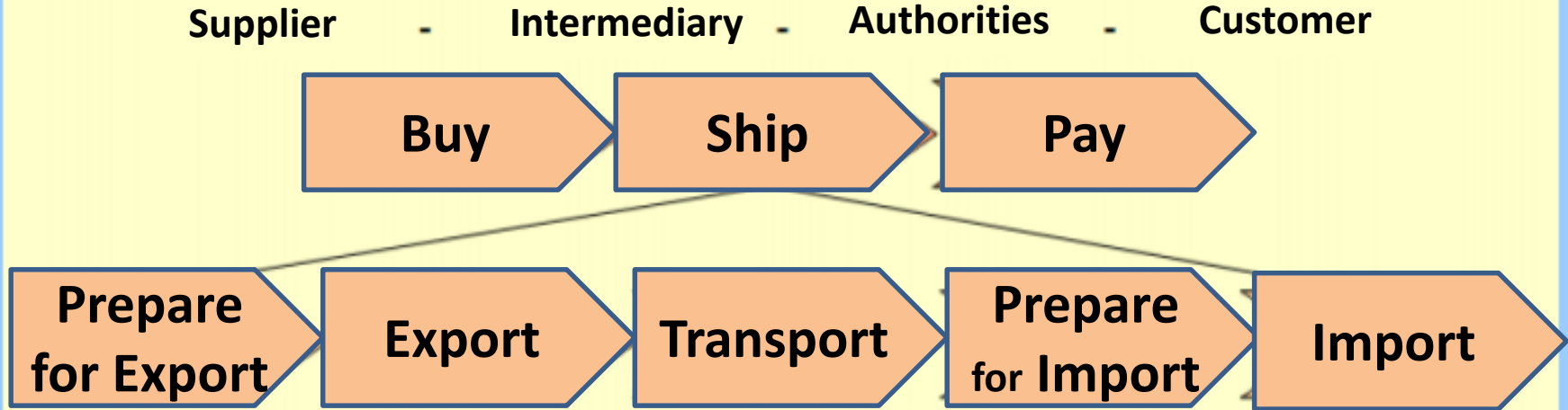


LPI and CPMM

Comparisons	LPI	CPMM
Metrics	Time, Cost, Reliability BASED ON SURVEY OPINION	Time, Cost, Reliability BASED ON EMPIRICAL DATA
Focal Topics	Customs (for Border) Infrastructure Timeliness Track and Trace Ease of Shipment Logistics Services	Domestic Transport Border Compliance International Transport
Modes	Multi-modal	Road Rail
Origin-Destination	Focus on Origin	Specific cities
Products	Product independent	Product Specific under 21 classifications
Ranking	Ranks Countries (160)	Does not Rank Countries but Ranks CAREC Corridors.



UN Business Process Analysis BPA

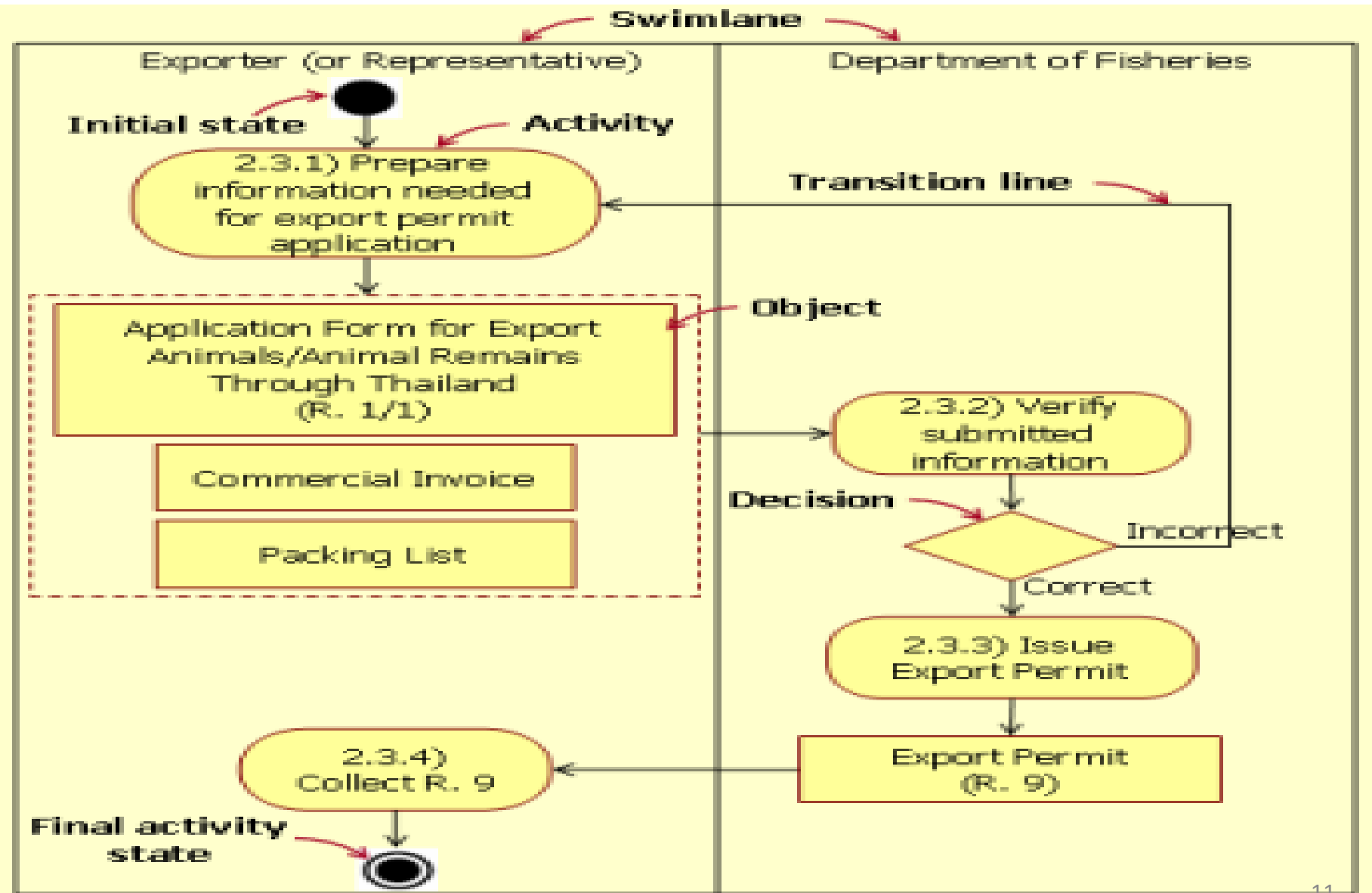


Involves

Commercial Procedures	Transport Procedures	Regulatory Procedures	Financial Procedures
<ul style="list-style-type: none"> Establish Contract Order Goods Advise on Delivery Request Payment 	<ul style="list-style-type: none"> Establish Transport Contract Collect, transport and Deliver Provide Waybill, Goods Receipt and Status Report 	<ul style="list-style-type: none"> Obtain trade licenses Lodge Customs Declaration Clear Goods 	<ul style="list-style-type: none"> Get credit rating Get insurance Make payments Issue invoices/receipts

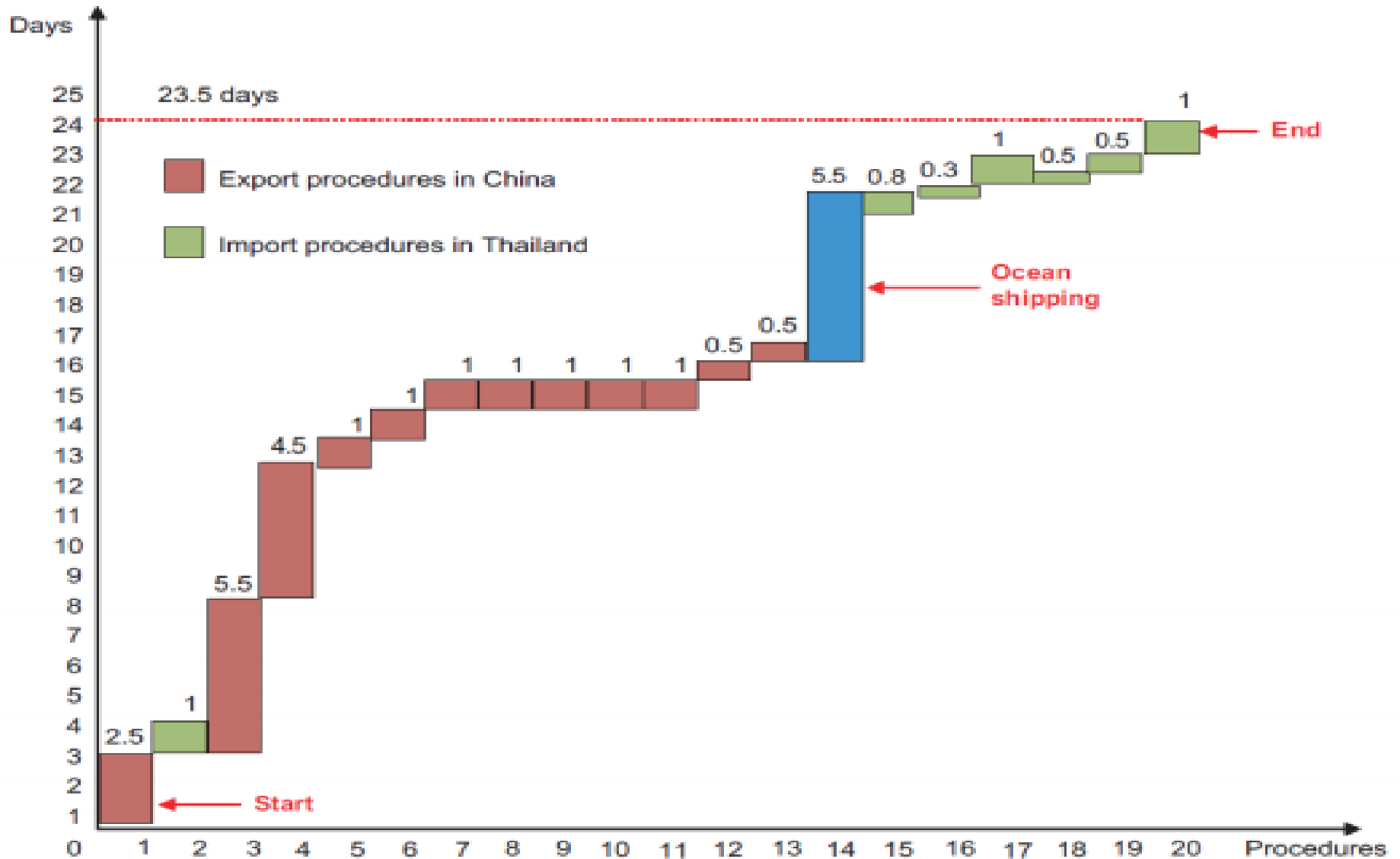


Process Mapping





Time Procedure Chart





BPA and CPMM

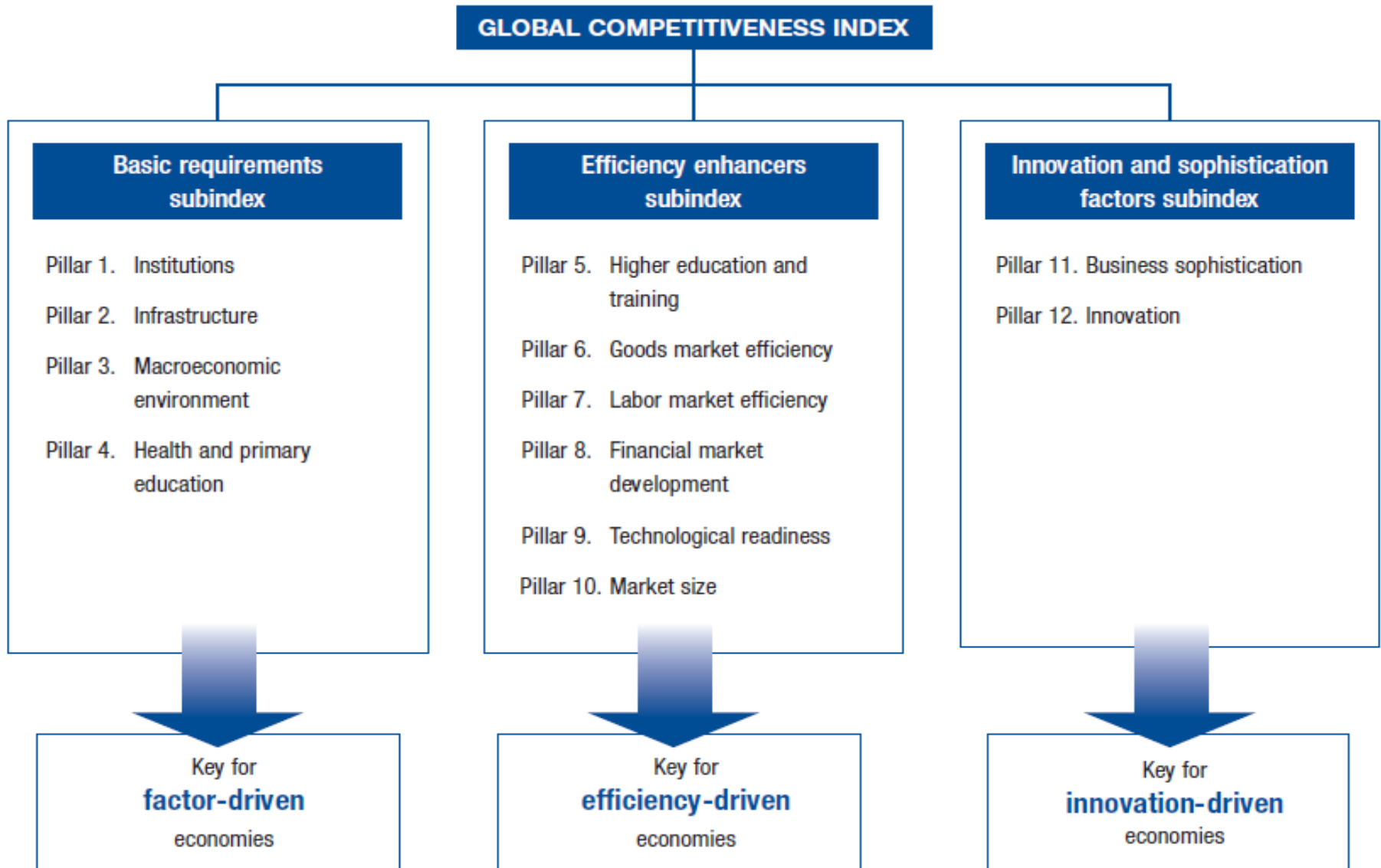
Comparisons	BPA	CPMM
Metrics	Time, Cost	Time, Cost, Reliability
Focal Topics	Number of Steps to Complete Export and Import	Domestic Transport Border Compliance International Transport
Modes	Multi-modal	Road Rail
Origin-Destination	Both Import and Export	Specific cities
Products	Product Specific	Product Specific under 21 classifications
Ranking	Not Ranking. Supply Chain Specific.	Does not Rank Countries but Ranks CAREC Corridors.

Learning Points

- Is process mapping useful for CPMM?
- Should a CPMM partner focus on a specific supply chain?



Global Competitiveness Index GCI





GCI and CPMM

Comparisons	GCI	CPMM
Metrics	Factors, Efficiency and Innovation Competitiveness	Time, Cost, Reliability
Focal Topics	12 topics	Domestic Transport Border Compliance International Transport
Modes	Multi-modal	Road Rail
Origin-Destination	Domestic Competitiveness	Specific cities
Products	Product Independent	Product Specific under 21 classifications
Ranking	Ranks Countries (137)	Does not Rank Countries but Ranks CAREC Corridors.



1. How can CPMM differentiate from other tools?
2. How can CPMM encourage more users and applications?
3. Can CPMM complement or collaborate with other organizations as a policy making tool?